

DVR-6100/6100K

SERVICE MANUAL

(DVT-6100)

note: This manual is not available for U.S.A and canada market.

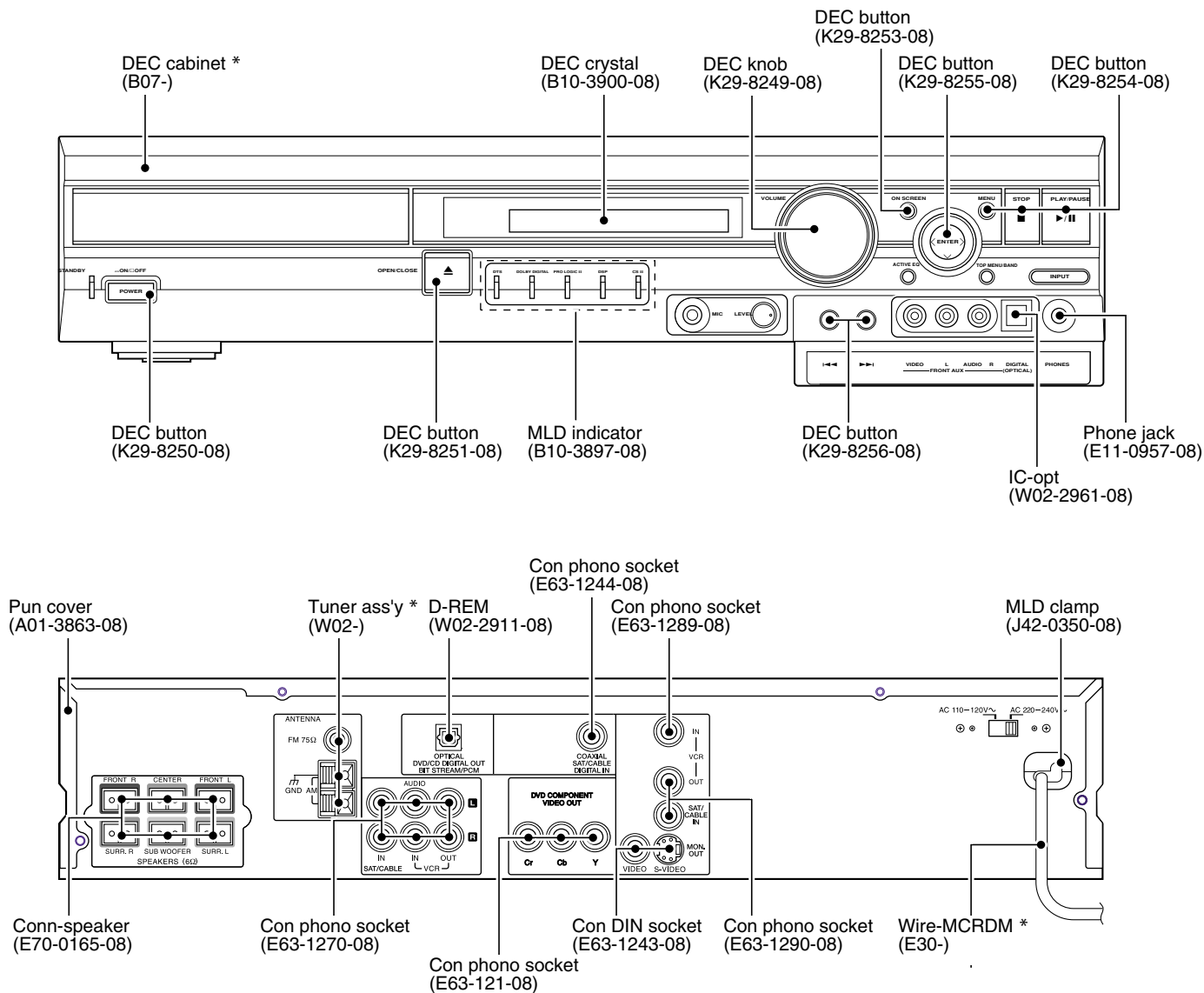


Illustration is DVR-6100K.
*** Refer to parts list on page 37.**

In compliance with Federal Regulations, following are reproduction of labels on, or inside the product relating to laser product safety.

Caution : No connection of ground line if disassemble the unit. Please connect the ground line on rear panel, PCBs, Chassis and some others.

KENWOOD Corp. certifies this equipment conforms to DHHS Regulations No.21 CFR 1040. 10, Chapter 1, subchapter J.
DANGER : Laser radiation when open and interlock defeated. AVOID DIRECT EXPOSURE TO BEAM.




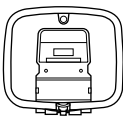



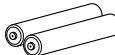
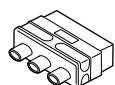
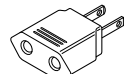
DVR-6100/6100K

CONTENTS / ACCESSORIES / CAUTIONS

Contents

CONTENTS / ACCESSORIES / CAUTIONS.....	2	PC BOARD	15
DISASSEMBLY FOR REPAIR.....	3	SCHEMATIC DIAGRAM	24
BLOCK DIAGRAM	4	EXPLODED VIEW	36
CIRCUIT DESCRIPTION	5	PARTS LIST.....	37
WIRING DIAGRAM.....	14	SPECIFICATIONS	Back cover

Accessories

<p>FM indoor antenna (1) (T90-0882-08)</p> 	<p>Loop antenna (1) (T90-0896-08)</p> 	<p>Video cord (1) (E30-1427-05)</p> 	<p>Remote control unit (1) (A70-1607-08): KP (A70-1608-08): YX (A70-1609-08): ET (A70-1610-08): MM2H</p> 
<p>Speaker cords (6) (E30-7265-08): RED (E30-7283-08): GREEN (E30-7284-08): BLUE (E30-7285-08): VIOLET (E30-7269-08): GREY (E30-7286-08): WHITE</p> 	<p>Batteries (R6/AA) (2)</p> 	<p>SCART plug adaptor (1) (Europe and U.K. only) (E69-0012-05)</p> 	<p>* AC Plug Adaptor (1) * (E03-0115-05)</p>  <p>Use to adapt the plug on the power cord to the shape of the wall outlet. (Accessory only for regions where use is necessary.)</p>

Cautions

Caution on condensation

Condensation (of dew) may occur inside the unit when there is a great difference in temperature between this unit and the outside.

This unit may not function properly if condensation occurs. In this case, leave the unit for a few hours, and restart the operation after the condensation has dried up.

Be specially cautious against condensation in a following circumstances:

When this unit is carried from one place to another across a large difference in temperature, when the humidity in the room where this unit is installed increases, etc.

Note related to transportation and movement

Before transporting or moving this unit, carry out the following operations.

- 1 Remove the disc from the unit.
- 2 Press the ►/|| key.

NO DISC

- 3 Wait a few seconds and turn the unit OFF.

Operation to reset

The microcomputer may fall into malfunction (impossibility to operate, erroneous display, etc.) when the power cord is unplugged while power is ON or due to an external factor. In this case, execute the following procedure to reset the microcomputer and return it to normal condition.

Set the POWER switch to ON (set to Standby mode). Then press the ►| key, |◀ key and STOP key in this order.

- Please note that resetting the microcomputer clears the contents stored in and returns and to condition when it left the factory.

Memory backup function

<p>Stored contents which are cleared in at least a week after power plug is unplugged from power outlet.</p>	<p>Amplifier section</p> <ul style="list-style-type: none"> Last input selection Volume control value Surround setting ACTIVE EQ <p>Tuner section</p> <ul style="list-style-type: none"> Receiving band Frequency Preset stations Tuning mode setting <p>DVD section</p> <ul style="list-style-type: none"> Menu setup <p>Power status</p>
--	---

WARNING NOTICE:

IN MOST CASES IT IS AN INFRINGEMENT OF COPYRIGHT TO MAKE COPIES OF TAPES OR DISCS WITHOUT THE PERMISSION OF THE COPYRIGHT OWNERS. ANYONE WISHING TO COPY COMMERCIALY AVAILABLE TAPES OR DISC SHOULD CONTACT THE MECHANICAL COPYRIGHT PROTECTION SOCIETY LIMITED OR THE PERFORMING RIGHTS SOCIETY LIMITED.

The marking of products using lasers
(Except for some areas)

**CLASS 1
LASER PRODUCT**

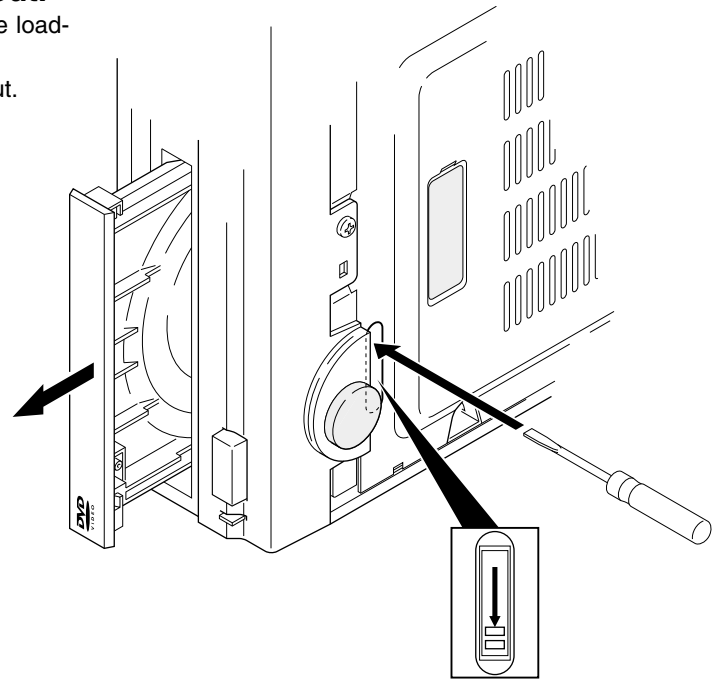
The marking this product has been classified as Class 1. It means that there is no danger of hazardous radiation outside the product.
Location: Back panel

DVR-6100/6100K

DISASSEMBLY FOR REPAIR

How to open the tray if it does not come out.

1. Insert a flat driver in the drawing through the hole on the loading chassis bottom and pull the lever down.
2. Pull out the tray frontward by hand when it comes just out.



SYSTEM CONFIGURATION

SYSTEM	RECEIVER	SPEAKERS	SUB WOOFER	DESTINATIONS
DVT-6100	DVR-6100	KSW-6100	-	E,T,X,Y,M
DVT-6100K	DVR-6100K	KSW-6100	-	M,H
DVT-6100K	DVR-6100K	KSW-6100	-	M2(UAE)

DVR-6100/6100K

CIRCUIT DESCRIPTION

1. Pin Description of MPEG Processor IC (DVD Part IC61)

Pin No.	Pin Name	I/O	Pin Description
PIOs and communication			
1	PIO2(5) RGB SEL(BLANK)	I/O	RGB sel (blank). unused
2	PIO2(6) VIDEO MUTE	I/O	Video mute control.
3	PIO2(7) 16: 9 INDICATOR	I/O	16 : 9 indicator (unused).
6	PIO3(0) SCART H (TV/AUX)	I/O	Unused.
7	PIO3(1)	I/O	Unused.
8	PIO3(2)	O	CSB
* 9	PIO3(3)	O	SDIN
10	PIO3(4) IR REMOCON	I/O	Unused.
* 11	PIO3(5)	O	SCLK
12	PIO3(6)	I/O	Unused.
13	PIO3(7) DVD RESET	I/O	Power- on reset of front-end module.
Front-end			
16	B DATA	I	I2S Data
17	B BCLK	I	I2S Bit clock
18	B FLAG	I	I2S Error flag
19	B SYNC	I/O	I2S Sector / ABS time
Reserved			
20	B WCLK	I/O	Unused.
21	B V4	I/O	Unused.
22	NRSS OUT	I/O	Unused.
23	VDD RGB	-	Supply voltage for RGB (+3.3VA).
24	VSS RGB	-	GND
Video DAC			
25,26,27	B/G/R (OUT)	O	B/G/R signal outputs.
28	V REF RG	I	Reference voltage input for DAC RGB.
29	I REF RG	I	Reference current input for DAC RGB.
30	VDD YCC	-	Supply voltage for YCC (+3.3VA).
31	VSS YCC	-	GND
32~34	Y/C/CV (OUT)	O	Y/C/CV signal outputs.
35	V REF YCC	I	Reference voltage input for DAC YCC.
36	I REF YCC	I	Reference current input for DAC YCC.
PIOs and communication			
39	PIO4(0)HP MUTE	-	Unused.
40	PIO4(1)	-	Unused.
41	PIO4(2)	O	DAC system clock output.
42	PIO4(3) DAC RESET	O	DAC reset output.
43	PIO4(4) PLL CS	O	DAC mute control.
44	PIO4(5) DAC CLOCK	O	DAC clock output
45	PIO4(6) DAC DATA	O	DAC data output.
46	PIO4(7) DAC CS	O	DAC chip select.
Audio DAC			
48	VDD PCM	-	Supply voltage for PCM (+3V3).
49	VSS PCM	-	Ground for PCM.
51	DAC SCLK (BCK)	O	DAC over sampling clock.
52	DAC PCMOUT0 (DATA)	O	DAC PCM data out 0.
53	DAC PCMOUT1	O	DAC PCM out 1 (unused).
54	DAC PCMOUT2	O	DAC PCM out 2 (unused).
55	DAC PCMCLK	O	DAC PCM clock.
56	DAC LRCLK	O	DAC PCM Left/Right clock.
57	SPDIF OUT	O	Audio digital data output.
Shared memory interface			
58~63	SMI ADR(4~9)	O	SDRAM address bus.
66~69	SMI ADR(3~0)	O	SDRAM address bus.

DVR-6100/6100K

CIRCUIT DESCRIPTION

Pin No.	Pin Name	I/O	Pin Description
70~73	SMI ADR(10~13)	O	SDRAM address bus.
74	SMI CS(0)	O	Chip select bank 0.
75	SMI CS(1)	-	Unused.
76	SMI RAS	O	SDRAM RAS
77	SMI CAS	O	SDRAM CAS
78	SMI WE	O	SDRAM write enable.
79	SMI DQML	O	DQ MASK enable low.
80	SMI DQMU	O	DQ MASK enable up.
82	SMI CLKIN	I	SDRAM clock input.
84~93	SMI DATA(0~9)	I/O	SDRAM data bus.
95	SMI CLKOUT	O	SDRAM clock out.
97~102	SMI DATA(10~15)	I/O	SDRAM data bus.
Reserved			
* 103	ADC SCLK	I/O	ADC digital audio port clock.
* 104	ADC LRCLK	I/O	ADC sample rate clock.
* 105	ADC DATA	I	ADC digital audio data input.
* 106	ADC PCMCLK	O	Crystal input or master clock input.
JTAG			
109	TRST	I	Test reset from emulator module.
110	TMS	I	Test mode select.
111	TDO	O	Test data out to emulator module.
112	TDI	I	Test data input from emulator module.
113	TCK	I	Test clock input from emulator module.
Timers			
114	PWM2	I/O	Unused.
115	PWM1	I/O	ROM boot option port (voltage low = emulator booting).
116	PWM0	I/O	Unused.
EMI Interface			
117	CPU OE	I/O	Flash ROM output enable
118	CPU PRO CLK	O	SDRAM clock (unused).
Clock & Reset			
120	PIX CLK	I	27MHz main clock input.
122	VDD PLL	-	Supply voltage for PLL (+3V3).
123	VSS PLL	-	Ground for PLL.
124	RESET	I	Chip reset input.
Interrupt			
125	IRQ(2)	I	Interrupt request 2 from front-end module.
126	IRQ(1)	I	Unused.
127	IRQ(0)	I	Unused.
EMI Interface			
128	CPU BE(0)	O	BYTE 0 Enable
129	CPU BE(1)	O	BYTE 1 Enable
130	CPU RW	O	Unused.
131	CPU WAIT	I	Wait state (connected to ground).
132	CPU CE(3)	O	Flash ROM chip select.
133	CPU CE(2)	O	Flash ROM down-load JIG module select.
134	CPU CE(1)	O	Unused
135	CPU CE(0)	O	Unused.
138	CPU RAS1	I/O	Unused.
139	CPU CAS0	O	Unused.
140	CPU CAS1	O	Unused.
141~148	CPU DATA(0~7)	I/O	Flash ROM data input/output (0~7).
151~158	CPU DATA(8~15)	I/O	Flash ROM data input/output (8~15).
161~170	CPU ADR(1~10)	O	Flash ROM address (1~10).
173~183	CPU ADR(11~21)	O	Flash ROM address (11~21).

DVR-6100/6100K

CIRCUIT DESCRIPTION

Pin No.	Pin Name	I/O	Pin Description
PIOs and communication			
186	PIO0(0) T STROBE	I/O	UART0 data
187	PIO0(1) MOD SW	I/O	ATAPI RD
188	PIO0(2)	O	Unused.
189	PIO0(3)	O	Unused.
190	PIO0(4)	O	Unused.
191	PIO0(5)	I	Unused.
192	PIO0(6) SLIDER SENSOR OPEN/CLOSE (DRAWER POSITION)	I/O	Detection port of slider sensor for DVD mechanism.
193	PIO0(7) SLIDER IN (DRAWER CCW/CTRL)	I/O	Control port of slider (IN) for DVD mechanism.
194	PIO1(0) SDA	I/O	SSC0 data (MTSR out / MRST in)
195	PIO1(1) SCL	I/O	SSC0 clock
196	PIO1(2) SLIDER OUT (DRAWER CW CTRL)	I/O	Control port of slider (OUT) for DVD mechanism.
197	PIO1(3) TXD(JIG)	I/O	UART2 TXD
200	PIO1(4) RXD(JIG)	I/O	UART2 RXD
201	PIO1(5) FRONT TXDI	I/O	UART1 TXD
202	TRIGGER IN	I/O	Trigger input from JIG.
203	TRIGGER OUT	I/O	Trigger output from JIG.
204	PIO2(0) H/P	-	Unused.
205	PIO2(1) FRONT RXD	I/O	UART1 RXD
206	PIO2(2)	I	Unused.
207	PIO2(3)	-	Unused.
208	PIO2(4) AUDIO MUTE	O	Audio mute control.
Power supply			
4,47,81,107 136,159,184	VDD3 3	-	3.3V Power supply.
14,37,64,94 119,149,171 198	VDD2 5	-	2.5V Power supply.
5,15,38,50,65 83,96,108,121 137,150,160 172,185,199	VSS	-	GND

* M Type only

2. Pin Description of System Microcomputer : CXP82860(Microprocessor IC51)

Pin No.	Pin Name	I/O	Description
1	GRID2	O	FIP Grid output.
2	GRID1	O	FIP Grid output.
3	NC	-	Connected to VDD.
4	POWER DOWN	I	Power down check.
5	RDS CLK	I	RDS clock input.
6	DVD RX	I	DVD UART interface (RX).
7	RDS OPTION	-	Unused.
8	RMC	I	Remote controller signal input.
9	RDS DATA	I	RDS data input.
10	SM7346 CLK	O	Volume IC (IC11) clock output.
11	SM7346 DATA	O	Volume IC (IC11) data output.
12	ENCODER UP	I	Encoder (1) signal input.
13	ENCODER DW	I	Encoder (2) signal input.
14	DVD TX	O	DVD UARTinterface (TX).
15	DVD RST	O	DVD reset signal output.

DVR-6100/6100K

CIRCUIT DESCRIPTION

Pin No.	Pin Name	I/O	Description
16	DSP A. BOOST	O	DSP auto boot.
17	H/P CHK	I	Detection pin of headphones jack.
18	CS8415A-CE	O	DIR IC (IC39) chip enable.
19	EMPHASIS	O	CS4228 DAC IC emphasis ON/OFF
20	TUNED	I	Tuned signal input for tuner.
21	DSP INTREQ	O	DSP INT request.
22	4094CE	O	4049 (IC81)chip enable.
23	CS49326 CE	O	CS49326 DSP IC (IC33) chip enable.
24	CS4228 CE	O	CS4228 DAC IC (IC31) chip enable.
25	DSP CLK	O	CS49326 DSP IC (IC33) clock output.
26	CS49326 DATA IN	I	CS49326 DSP IC (IC33) data input.
27	DSP DA OUT	O	CS49326 DSP IC (IC33) data output.
28	VREF	I	A/D reference voltage input.
29	PROTECT	I	AMP protection input.
30	KEY IN	I	A/D key input.
31	EEPROM DATA	I/O	EEPROM (IC52) data output.
32	KEY2 IN	I	A/D key input.
33	8415 DA IN	I	CS8415 DIR IC (IC39) data input.
34	DVD OPTION	I	Setting pin for the destination.
35	PLL DATA IN	I	PLL data input.
36	STEP OPTION	I	Setting pin for tuner destination.
37	VSS(G)	I	Analog ground.
38	RST	I	Reset signal input.
39	EXTAL	I	Crystal resonator (10MHz) connection.
40	XTAL	O	Crystal resonator (10MHz) connection.
41	GND	-	Digital ground.
42	NC	O	Unused.
43	GND	-	GND
44	VDD	I	Digital ground.
45	VFDP	I	Power supply for VFDP.
46	STANDBY	O	Control pin for power relay on/off.
47	SPK RELAY	O	Control pin for speaker relay on/off.
48	SUB ON/OFF	O	Gain control for sub woofer.
49	CS8415 RST	O	CS8415 (IC39) reset signal output.
50	PLL CE	O	PLL chip enable.
51	PLL CLK	O	PLL clock output.
52	PLL D OUT	O	PLL data output.
53	A CLK	O	Common clock (LC7821,BU4094) output.
54	A DATA	O	Common data (LC7821,BU4094) output.
55	EEPROM CLK	O	EEPROM (IC52) clock output.
56~59	VIDEO (SW1~SW4)	O	Control pin for video.
60	4228 RST	O	CS4228 (IC31) reset signal output.
61	LC7821 CE	O	LC7821(tuner pack) chip enable.
62	SM7346 CE	O	Volume IC (Main IC11) chip enable.
63	T MUTE	O	Tuner mute control.
64	S MUTE	O	Mute control pin for surround signal
65	C MUTE	O	Mute control pin for center signal.
66	F MUTE	O	Mute control pin for front signal.
67	W MUTE	O	Mute control pin for sub woofer signal.
68	CS49326 RST	O	CS49326 DSP IC (IC5) reset signal output.
69~71	DSP (A15~A17)	O	DSP ROM address (SEL 1~3).
72~88	SEG (1~17)	O	FIP segment output.
89	VDD	-	Digital power supply.
90,91	SEG18,19	O	FIP segment output.
92-100	GRID (11~3)	O	FIP Grid output.

DVR-6100/6100K

CIRCUIT DESCRIPTION

3. Pin Description of IC's

3-1 64 Bit SDRAM : HY57V641620HGT (DVD Part IC63)

Pin No.	Pin Name	I/O	Description
38	CLK	I	The system clock input. all other inputs are registered to the SDRAM on the rising edge of CLK.
37	CKE	-	Controls internal clock signal and when deactivated, the SDRAM will be one of the states among power down, suspend or self refresh.
19	CS	-	Enables or disables all inputs except CLK, CKE, and DQM.
20,21	BA0,BA1	-	Selects bank to be activated during RAS activity. Selects bank to be read/written during CAS activity.
22~26 29~35	A0~A11	-	Row address : RA0~RA11, Column address : CA0~CA7 Auto-precharge flag : A10
16,17,18	WE,CAS,RAS	-	WE, CAS and RAS define the operation.
15,39	LDQM,UDQM	I/O	Controls output buffers in read mode and masks input data in write mode.
2,4,5,7,8,10 11,13,42,44 45,47,48,50 51,53	DQ0~DQ15	I/O	Multiplexed data input/output pin.
1,3,9,14,27 43,49	VCC/VCC Q	-	Power supply for internal circuits and input buffers.
6,12,28,41, 46,52,54	VSS/VSS Q	-	Ground terminal.
36,40	NC	-	Unused.

3-2 24-bit, 192kHz Stereo DAC : WM8728 (DVD Part IC64)

Pin No.	Pin Name	I/O	Description
1	LRCIN	I	DAC sample rate clock input : PCM input mode Right channel DSD bitstream input : DSD input mode
2	DIN	I	Serial audio data input : PCM input mode Left channel DSD bitstream input : DSD input mode
3	BCKIN	I	Audio data bit clock input.
4	MCLK	I	Master clock input.
5	ZERO	O	Infinite zero detect flag.
6	DGND	-	Digital ground supply.
7	DVDD	-	Digital positive supply.
8	VOUTR	O	Right channel DAC output.
9	AGND	-	Analog ground supply.
10	AVDD	-	Analog positive supply.
11	VOUTL	O	Left channel DAC output.
12	VMID	O	Mid rail decoupling point.
13	VREFN	-	DAC negative reference.
14	VREFP	-	DAC positive reference.
15	CSBIWL	I	Software mode : 3-wire serial control chip select Hardware mode : Input word length
16	MODE	I	Control mode selection.
17	MUTE B	-	Mute control. "L" = Mute on, "H" = Mute off
18	SDIDEM	-	Software mode : 3 or 2-wire serial control data input Hardware mode : De-Emphasis select
19	SCKDSD	I	Software mode : 3 or 2-wire serial control clock input Hardware mode : DSD bitstream operation select
20	LAT12S	I	Software mode : 3-wire serial control load input Hardware mode : Input data format selection

DVR-6100/6100K

CIRCUIT DESCRIPTION

3-3 Flash Memory : SST39VF800A904 (DVD Part IC66)

Pin No.	Pin Name	I/O	Description
1~8, 16~25,48	A0~A18	I	Address Inputs
29,31,33,35,38,40 42,44	DQ0~DQ7	I/O	Data Input/Outputs, Command Inputs
30,32,34,36,39,41,43	DQ8~DQ14	I/O	Data Input/Outputs
45	DQ15	I/O	Data Input/Outputs or Address input
26	CE	-	Chip Enable
28	QE	-	Output Enable
11	WE	-	Write Enable
12	RP	-	Reset/Block Temporary Unprotect
15	RY/BY	O	Ready/Busy/Output(Unused)
47	BYTE	-	Byte/Word Organization
37	VCC	-	Supply Voltage
27,46	VSS	-	Ground

3-4 HEX Inverter (Single Stage) : M74HCU04 (DVD Part IC67)

Pin No.	Pin Name	I/O	Pin Description
1,3,5,9, 11,13	A0 to A5	I	Data Inputs
2,4,6,8, 10,12	Q0 to Q5	O	Data Outputs
7	GND	-	Ground
14	VCC	-	Positive Supply Voltage

Truth Table

A	Q
L	H
H	L

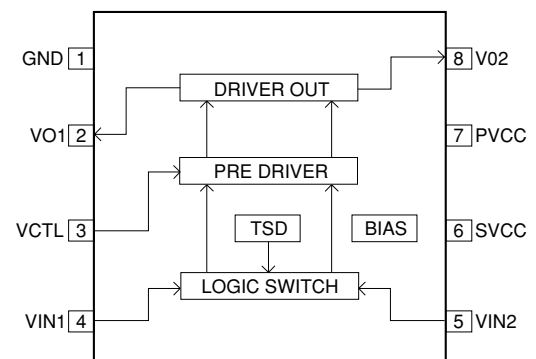
3-5 Video Driver : MM1540AF (DVD Part IC68)

Pin No.	Pin Name	I/O	Description
1,28	VCC1,2	-	VCC
2	VIN	I	Unused
3	YC MIX	-	YC MIX select (GND)
4	CIN	I	Croma input
5	CLP	-	Clamp select (Connected to VCC)
6,9	YIN (1,2)	I	Video input (Composite or Y)
7	MUTE 1	O	Mute select (GND)
8	MUTE 2	O	Mute select
10	GND	-	GND
11,13	CbIN, CrIN	I	Component input
12	Dual/Single	-	Power select (+5V)
14,15,19, 21,22,24	VEE1, VEE2	-	VEE (-5V)
16,18,20, 23,25,27	CrOUT, CbOUT, YOUT2,YOUT1, COUT,VOUT	O	Video output
17,26	PS2,PS1	-	Power save (Connected to GND)

3-6 DC Motor Driver : FAN8082(DVD Part IC69)

Pin No.	Pin Name	I/O	Pin Description
1	GND	-	Ground
2	VO1	O	Output 1
3	VCTL	I	Motor speed control
4	VIN1	I	Input 1
5	VIN2	I	Input 2
6	SVCC	-	Supply voltage (Signal)
7	PVCC	-	Supply voltage (Power)
8	VO2	O	Output 2

Internal Block Diagram



DVR-6100/6100K

CIRCUIT DESCRIPTION

3-7 Stereo Audio ADC : VM8739 (DVD Part IC70) M Type only

Pin No.	Pin Name	I/O	Pin Description
1	SDIN	I	3-wire MPU data input/2-wire MPU data input.
2	SCLK	I	3-wire MPU clock input/2-wire MPU clock input.
3	XTI/MCLK	I	Crystal input or master clock input (MCLK).
4	XTO	O	Crystal output.
5	DCVDD	-	Digital core VDD.
6	DGND	-	Digital GND.
7	DBVDD	-	Digital buffers VDD.
8	BCLK	I/O	Digital audio port clock.
9,10	DNC	-	Unused.
11	ADCDAT	O	ADC digital audio data output.
12	ADCLRC	I/O	ADC sample rate clock.
13	NC	-	Unused.
14	AVDD	-	Analog VDD.
15	AGND	-	Analog GND.
16	VMID	O	Mid-rail reference decoupling point.
17	R IN	I	Right channel line input (AC coupled).
18	L IN	I	Left channel line input (AC coupled).
19	MODE	I	Control interface selection, pull up (on power up only).
20	CSB	I	3-wire MPU chip select/2-wire MPU interface address selection.

3-8 Volume Control IC: M62446AFP (Main B' D IC11)

Pin No.	Pin Name	I/O	Pin Description
1~4	OUT(4~1)	O	Unused.
5	AVDD	-	Power supply (+7.0V) for analog.
6	SWin	I	Volume input for SW channel.
7,10,12,14	GND(S,C,R,L)	-	Analog ground.
8	SRin	I	Volume input for SR channel.
9	SLin	I	Volume input for SL channel.
11	Cin	I	Volume input for center channel.
13	Rin	I	Tone input for FR channel.
15	Lin	I	Tone input for FL channel.
16,17	BYPASS(R,L)	I	Input pin of the volume input selector when bypass.
18,25	LTRE/RTRE	-	Frequency characteristic setting pin in the tone control (Treble).
19,24,20, 23,21,22	LBASS3/RBASS3 LBASS2/RBASS2 LBASS1/RBASS1	-	Frequency characteristic setting pin in the tone control (Bass).
26,28	CR2/CL2	O	Tone output.
27,29	CR1/CL1	I	Input pin of the main volume.
30	AVSS	-	Power supply (-7.0V) for analog.
31	L OUT	O	Output pin of the main volume.
32	R OUT	O	Output pin of the main volume.
33~36	C/SL/SR/SW(OUT)	O	Output pin of the main volume.
37	AGND	-	Analog ground.
38	DGND	-	Digital ground.
39	LATCH	I	Latch input.
40	DATA	I	Input pin of the serial data.
41	CLK	I	Clock input.
42	DVDD	-	Power supply (+5.0V) for digital.

DVR-6100/6100K

CIRCUIT DESCRIPTION

3-9 Power Amplifier : LM4766 (Main B' D IC18)

Pin No.	Pin Name	Pin Description
1	FLCH A	Audio FL channel output.
2	FRCH VCC	Power supply (+B) for FR channel.
3	FRCH OUT	Audio FR channel output.
4	VEE	Power supply (-B)
5	FRCH GND	FRch GND
6	FRCH MUTE	Mute control pin of FR channel.
7	FRCH NF	Feed back of FR channel.
8	FRCH IN	Audio FR channel input.
9	NC	Unused.
10	FLCH GND	FLch GND
11	FLCH MUTE	Mute control pin of FL channel.
12	FLCH NF	Feed back of FL channel.
13	FLCH IN	Audio FL channel input.
14	NC	Unused.
15	FLCH VCC	Power supply (+B) for FL channel.

3-10 ADC & DAC : CS4228 (DSP B' D IC31)

Pin No.	Pin Name	I/O	Pin Description
1~3	SDIN(3~1)	I	Serial data (3~1) input.
4	SDOUT	O	Serial data output.
5	SCLK	I/O	Audio output bit clock.
6	LRCLK	I/O	Audio output sample rate clock.
7	DGND	-	Digital ground.
8,9	VD,VL	-	+3.3V digital power supplies.
10	MCLK	I/O	Audio master clock.
11	SCL/CCLK	I	Serial control interface clock.
12	SDA/CDIN	I	Serial control data input.
13	AD0/CS	I	Address bit / Control port chip select
14	RST	I	Master reset input.
15	MUTEC	-	Unused.
16	AINR+	I	Analog signal input (+) connection for the right channel.
17	AINR-	I	Analog signal input (-) connection for the right channel.
18	FILT	-	PLL loop filter pin.
19	AINL-	I	Analog signal input (-) connection for the left channel.
20	AINL+	I	Analog signal input (+) connection for the left channel.
21	VA	-	+5.0V analog power supply.
22	AGND	-	Analog ground for clock generator PLL.
23~28	AOUT(1~6)	O	The analog outputs from the D/A converters.

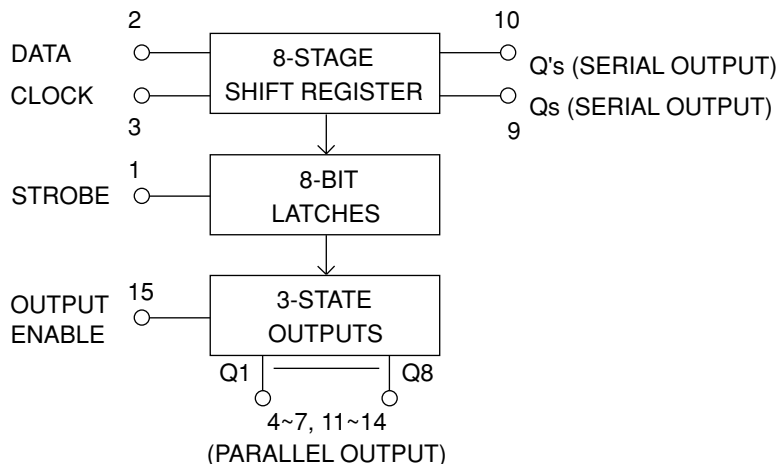
DVR-6100/6100K

CIRCUIT DESCRIPTION

3-11 Digital Audio Decoder : CS493263 (DSP B' D IC33)

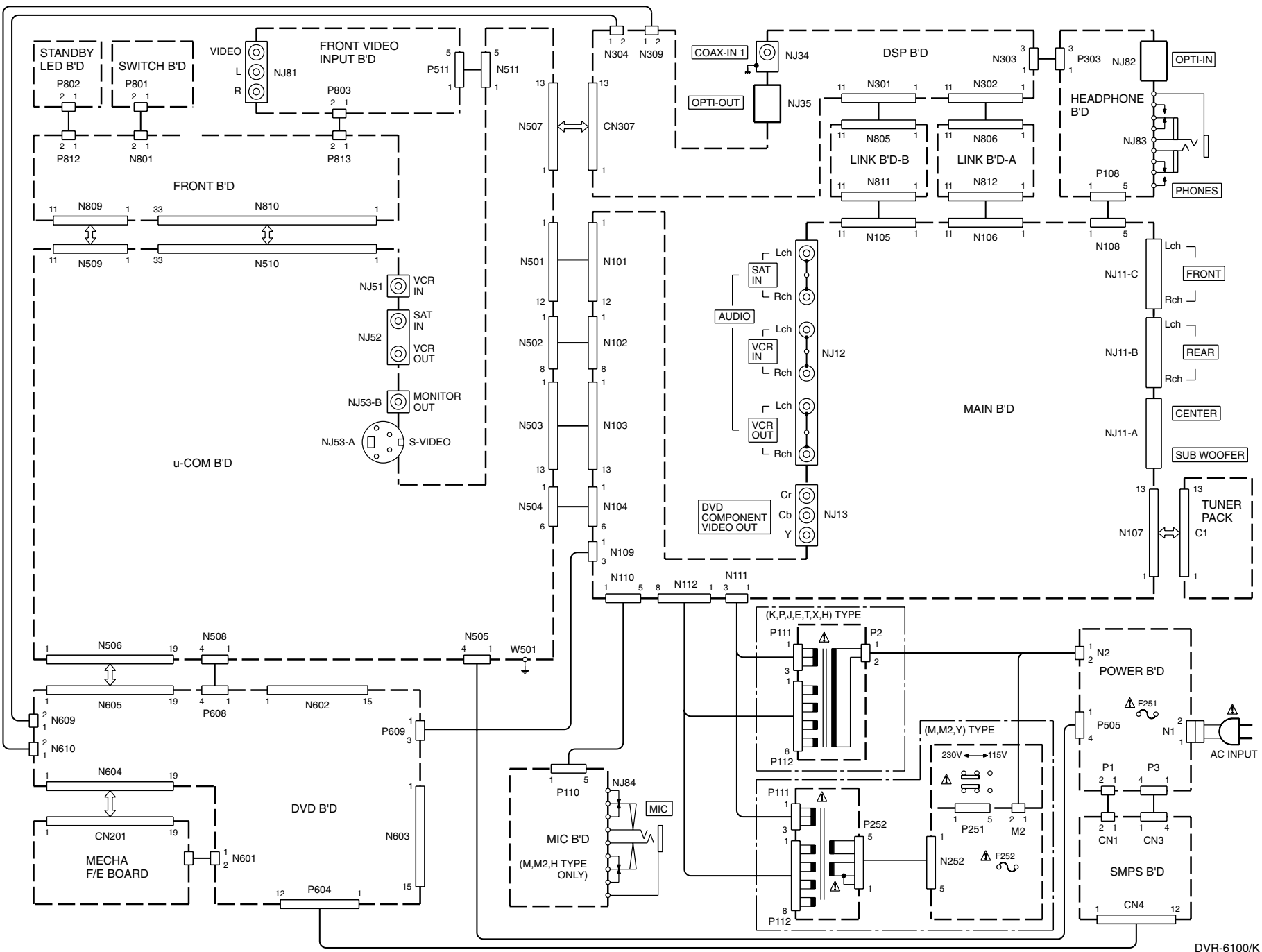
Pin No.	Pin Name	I/O	Pin Description
1,12,23	VDD(1~3)	-	Digital positive supplies.
2,13,24	VSS(1~3)	-	Digital ground.
3	XMT958	0	SPDIF transmitter output (unused).
4	WR,DS	I/O	Host Write Strobe, Host Data Strobe, External Memory Write Enable or General Purpose Input
5	RD,RW	I/O	Host Parallel Output Enable, Host parallel R/W, External Memory Output Enable, General Purpose Input
6	A1, SCDIN	1	Host address bit one or SPI serial control data input.
7	A0, SCCLK	I	Host parallel address bit zero or serial control pin clock.
8~11 14~17	DATA(7~0)	I/O	Data bus (7~0).
18	CS	I	Chip select input.
19	SCDI0,SCDOUT	I/O	Serial control data input and output.
20	INTREQ ABOOT	I/O	Control pin interrupt request, automatic boot enable.
21	EXTMEM	I/O	External memory chip select input/output.
22	SDATAN	I	PCM audio data input.
25	SCLKN	I/O	PCM audio input bit clock.
26	SLRCLKN	I/O	PCM audio input sample rate clock.
27	CMPDAT	I	PCM audio data input.
28	CMPCLK	I/O	PCM audio input bit clock.
29	CMPREQ	I/O	PCM audio input sample rate clock.
30	CLKIN	I	Master clock input.
31	CLKSEL	I	DSP clock select.
32	FLT2	-	Phase locked loop filter.
33	FLT1	-	Phase locked loop filter.
34	VDDA	-	Analog positive power supply for clock generator.
35	VSSA	-	Analog ground for clock generator PLL.
36	RESET	I	Master reset input.
37	DD	I/O	This pin should be pulled up with an external 4.7k Ω resistor.
38	DC	I	This pin should be pulled up with an external 4.7k Ω resistor.
39	AUDAT2	O	Digital audio output 2.
40	AUDAT1	O	Digital audio output 1.
41	AUDAT0	O	Digital audio output 0.
42	LRCLK	I/O	Audio output sample rate clock.
43	SCLK	I/O	Audio output bit clock.
44	MCLK	I/O	Audio master clock.

4. Block Diagram of Shift Register : BU4094 (Front IC81)



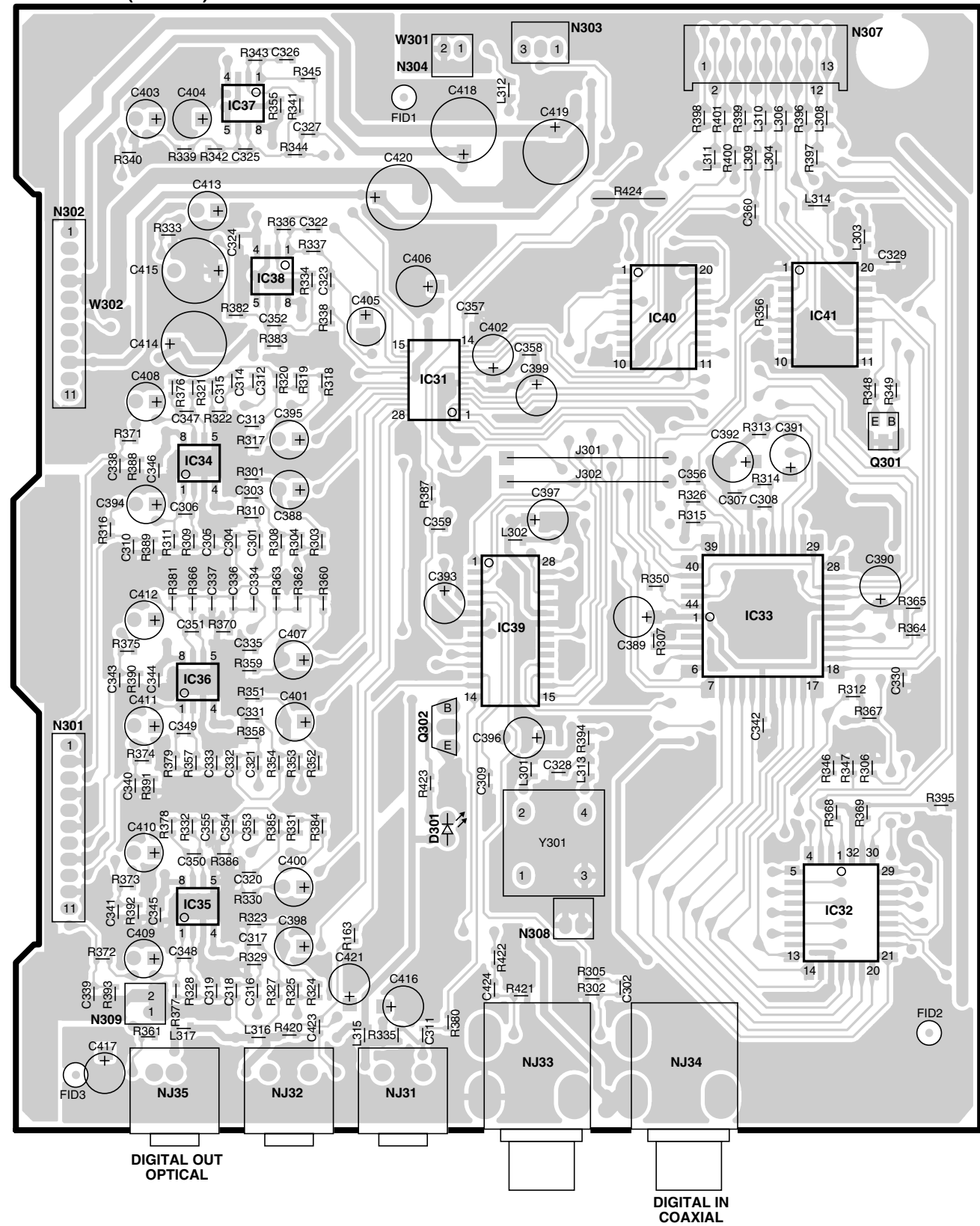
DVR-6100/6100K

WIRING DIAGRAM

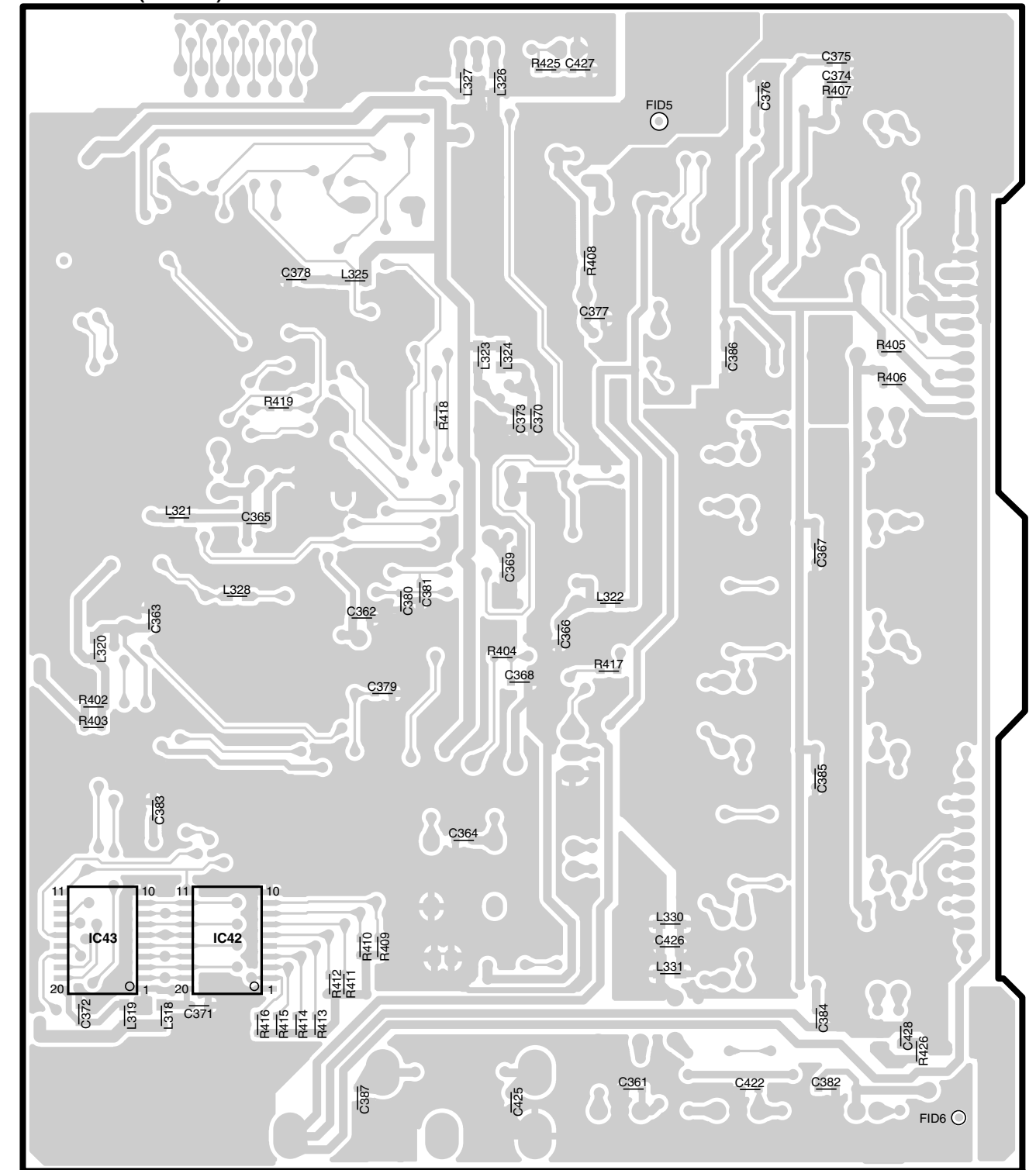


PC BOARD

DSP BOARD(SIDE A)

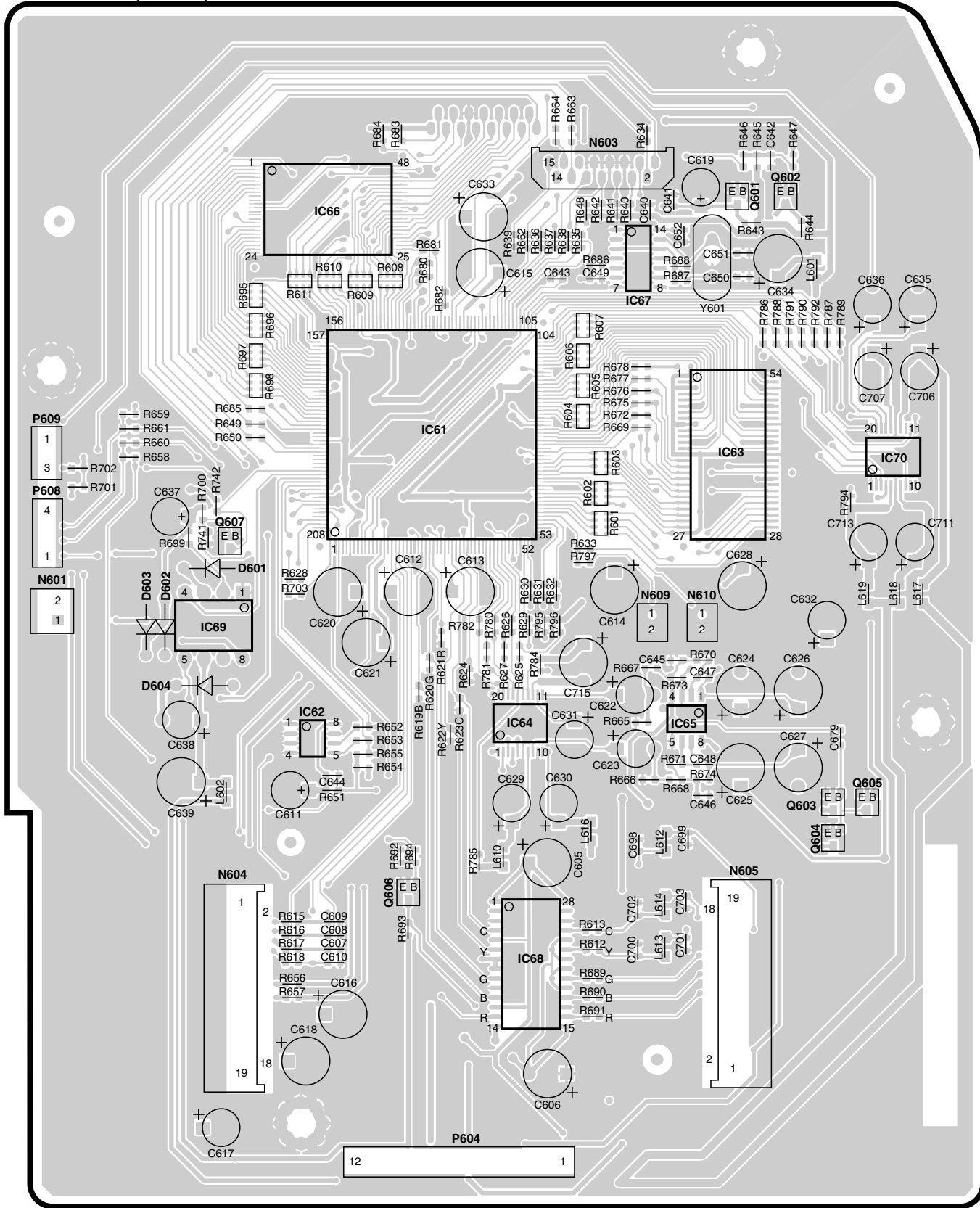


DSP BOARD(SIDE B)

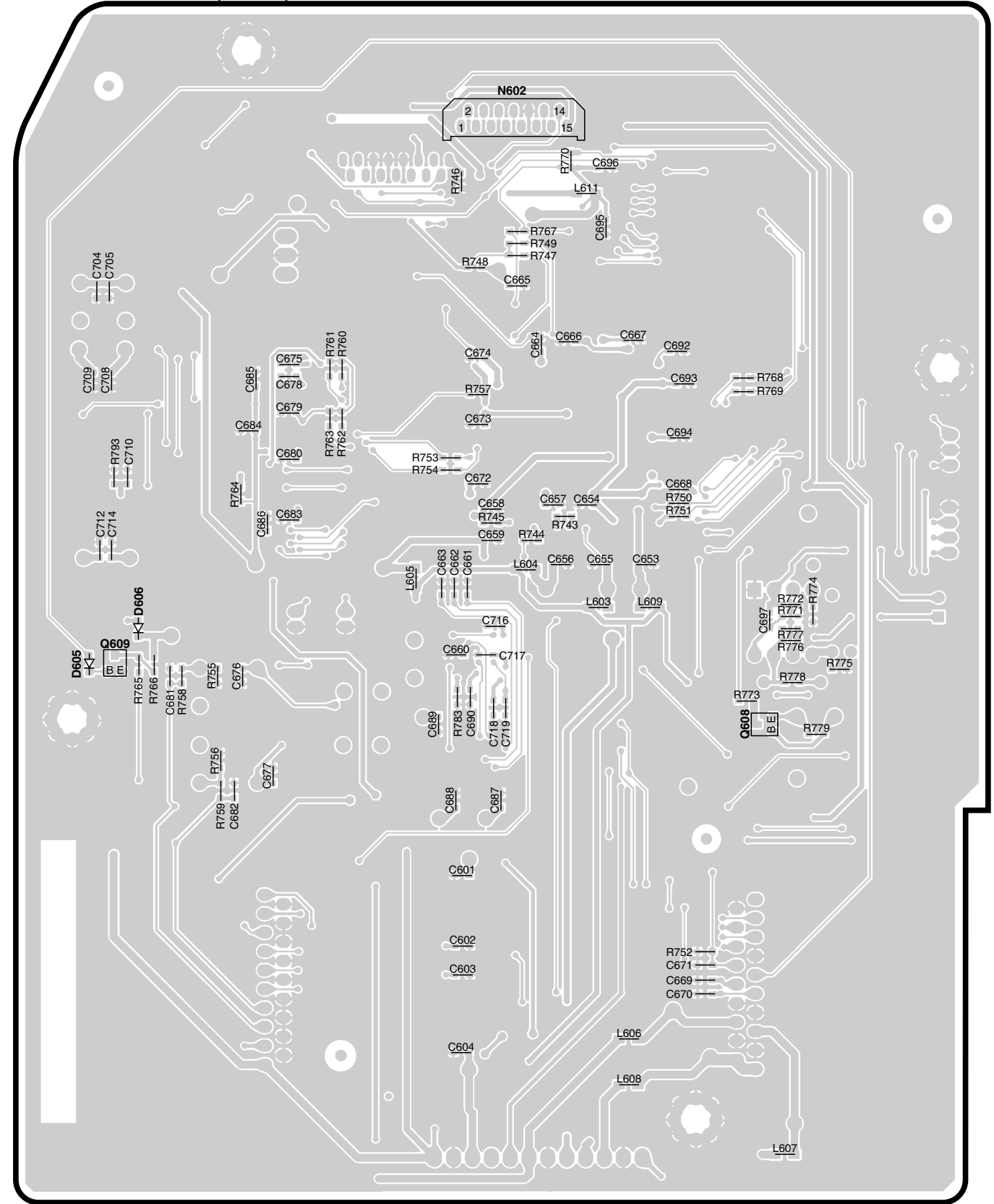


PC BOARD

DVD BOARD(SIDE A)



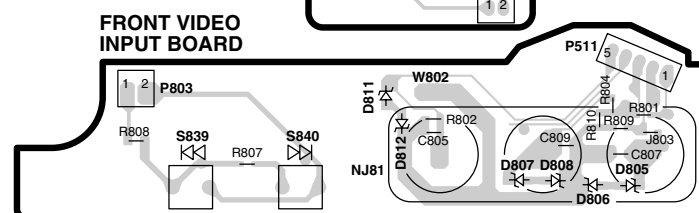
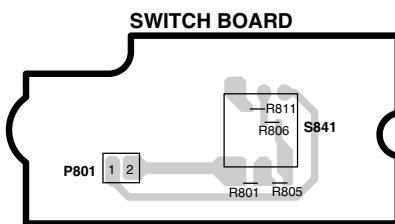
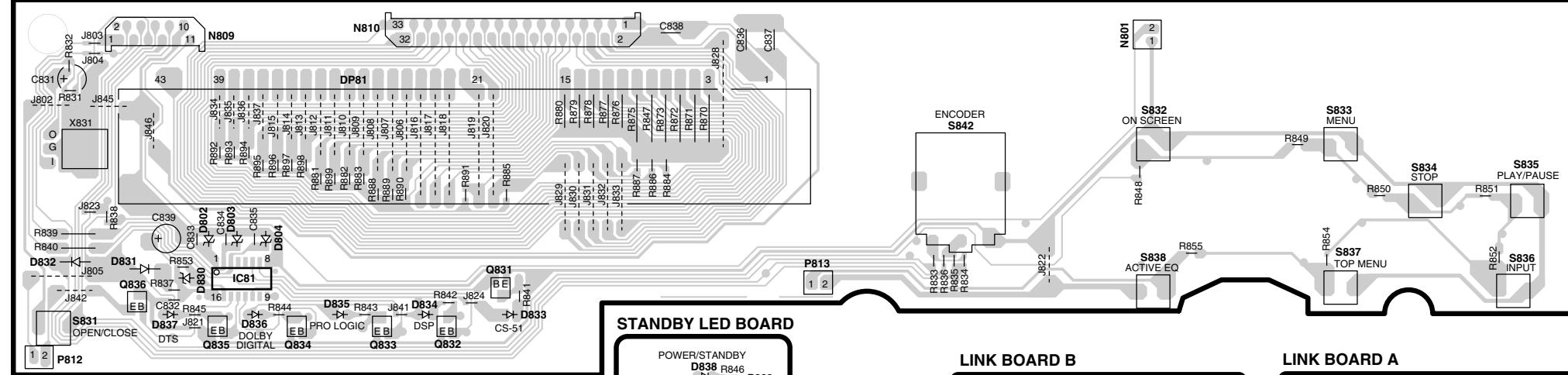


DVD BOARD(SIDE B)

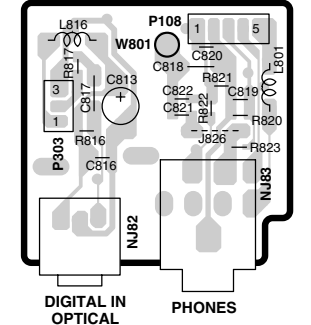


PC BOARD(Component side view)

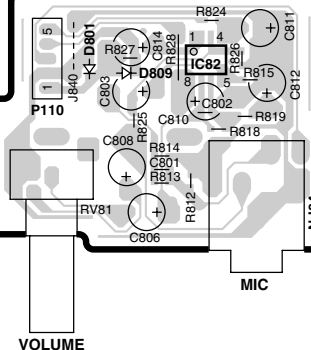
FRONT BOARD



HEADPHONE BOARD

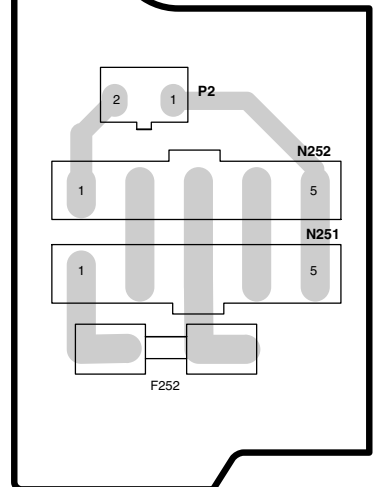


DIGITAL IN OPTICAL PHONES

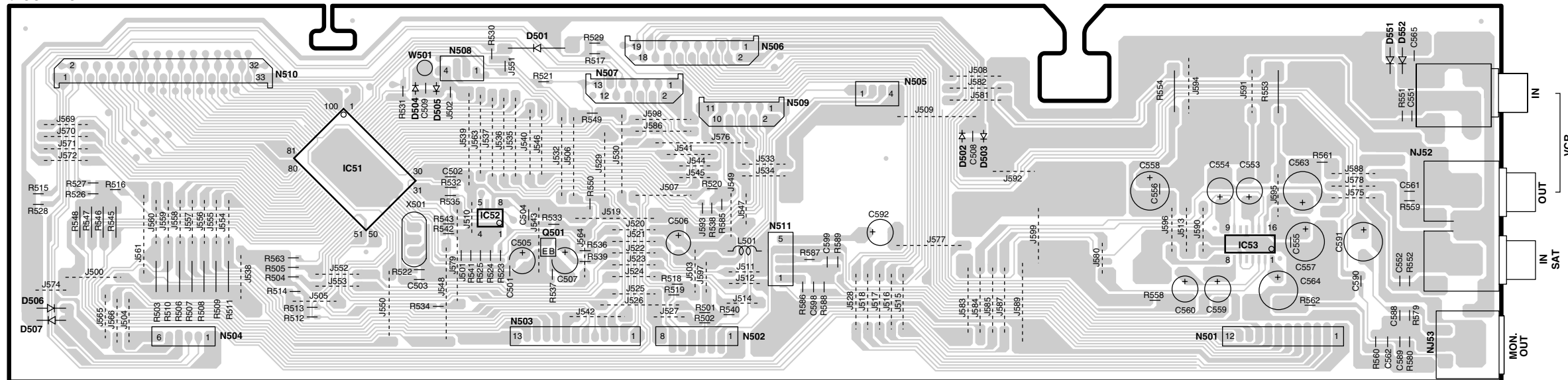


VOLUME

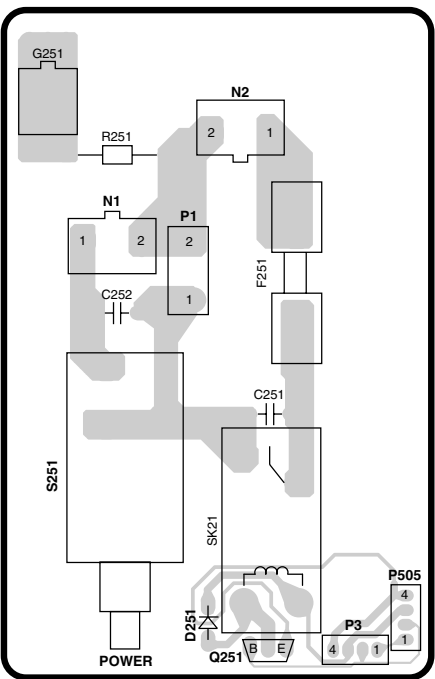
SELECTOR BOARD



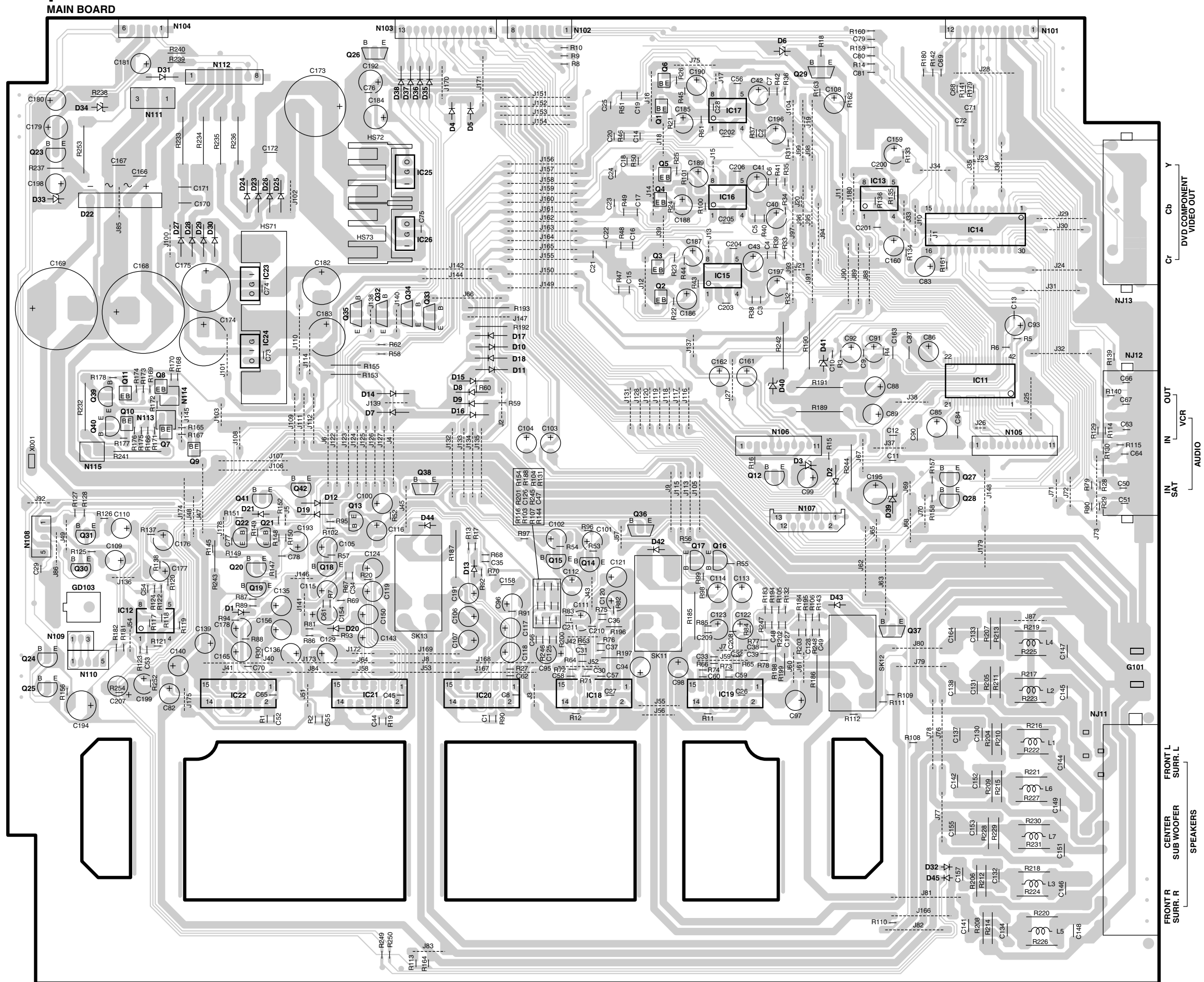
u-COM BOARD

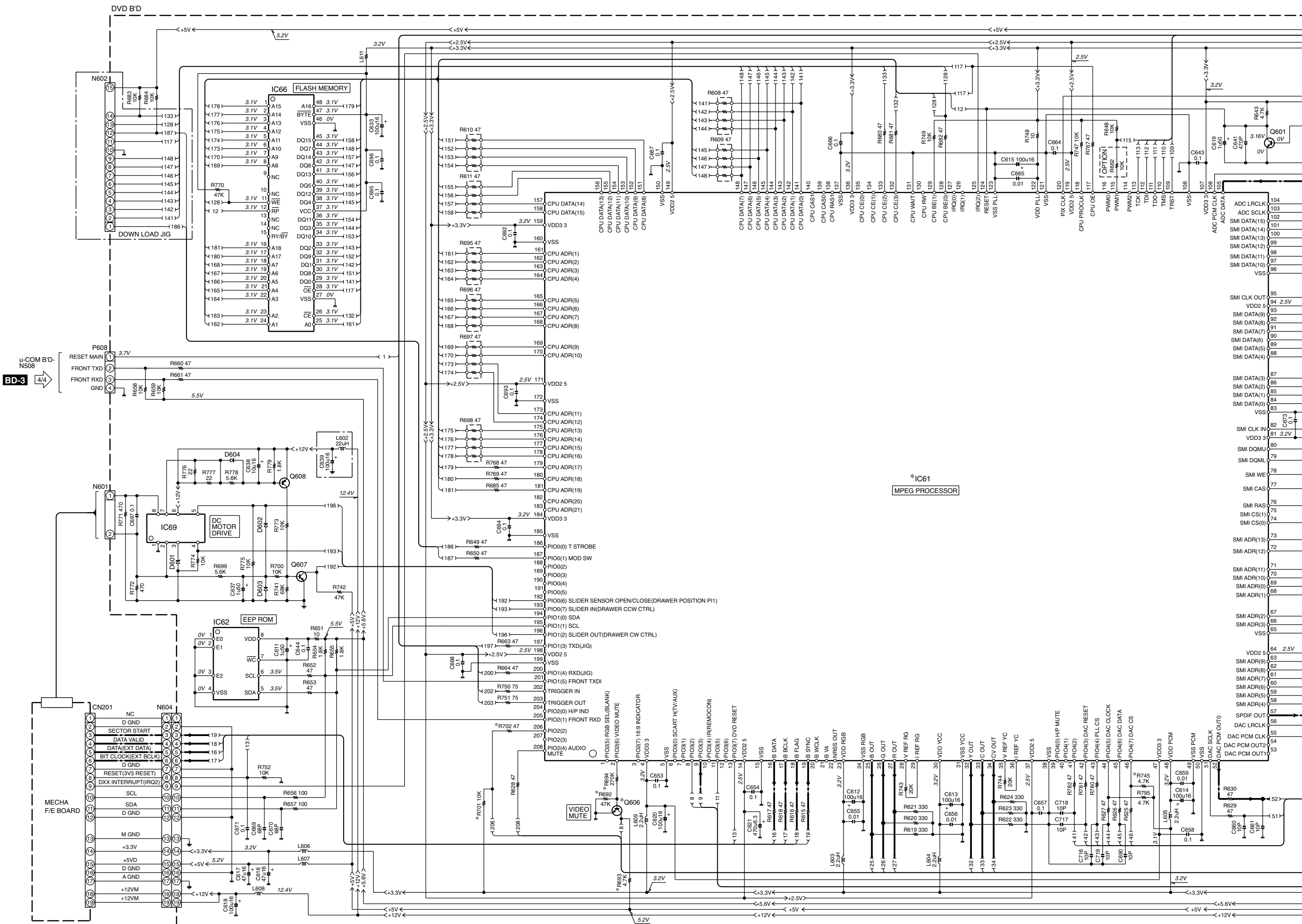


POWER BOARD



PC BOARD(Component side view)





u-COM B'D-
N508
BD-3

MECHA
F/E BOARD

IC66 FLASH MEMORY

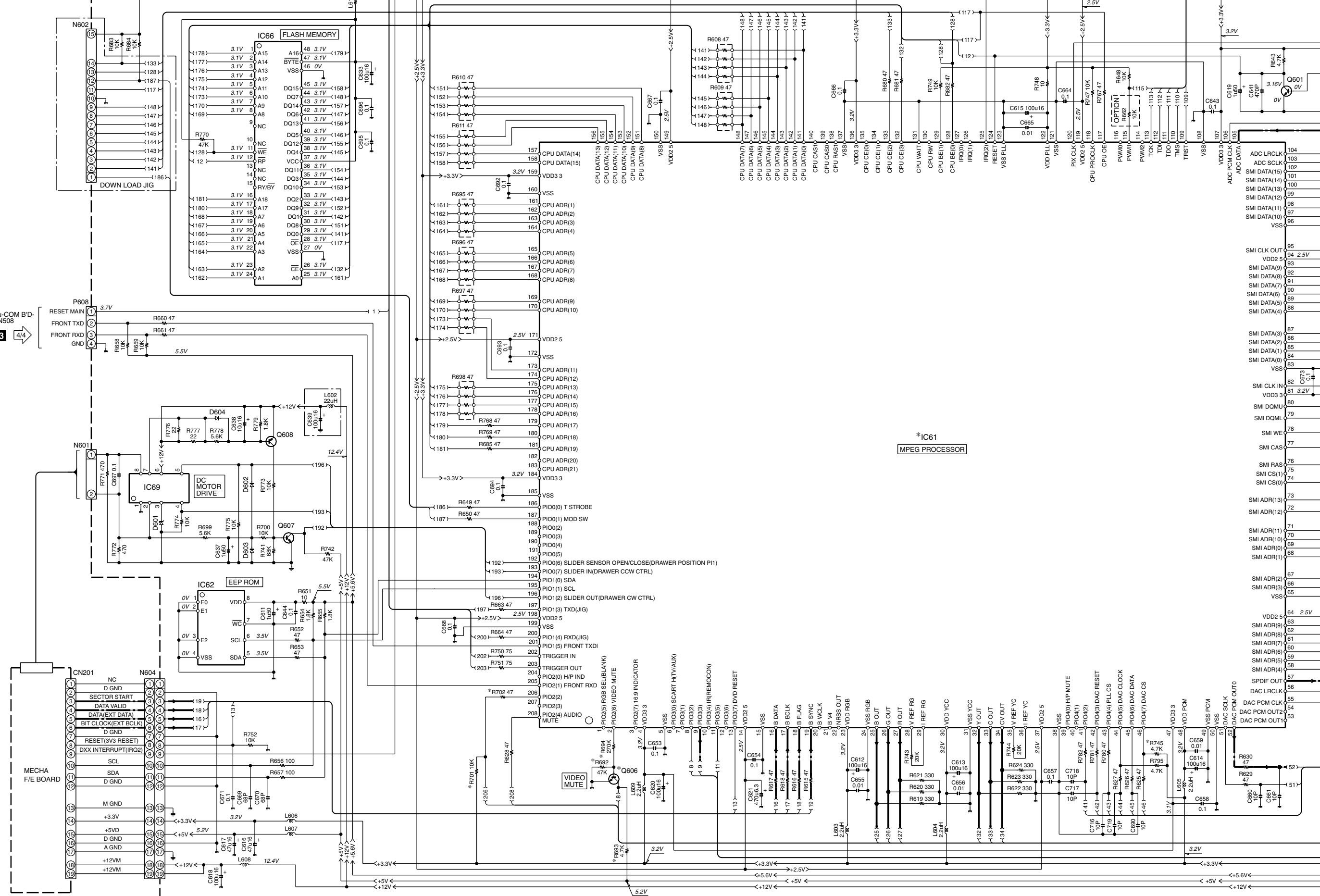
*IC61
MPEG PROCESSOR

IC62 EEP ROM

IC69 DC MOTOR DRIVE

VIDEO MUTE

DVD B'D



N602
DOWN LOAD JIG

P608
RESET MAIN
FRONT TXD
FRONT RXD
GND

N601
IC69
DC MOTOR DRIVE

CN201
NC
D GND
SECTOR START
DATA VALID
DATA(EXT DATA)
BIT CLOCK(EXT BCLK)
D GND
RESET(3V3 RESET)
DXX INTERRUPT(IRQ2)

N604
SCL
SDA
D GND
M GND
+3.3V
+5VD
D GND
A GND
+12VM
+12VM

IC66 FLASH MEMORY
A16 48 3.1V
A15 47 3.1V
A14 46 0V
A13 45 3.1V
A12 44 3.1V
A11 43 3.1V
A10 42 3.1V
A9 41 3.1V
A8 40 3.1V
A7 39 3.1V
A6 38 3.1V
A5 37 3.1V
A4 36 3.1V
A3 35 3.1V
A2 34 3.1V
A1 33 3.1V
A15 48 3.1V
A14 47 3.1V
A13 46 0V
A12 45 3.1V
A11 44 3.1V
A10 43 3.1V
A9 42 3.1V
A8 41 3.1V
A7 40 3.1V
A6 39 3.1V
A5 38 3.1V
A4 37 3.1V
A3 36 3.1V
A2 35 3.1V
A1 34 3.1V

IC61 MPEG PROCESSOR
CPU DATA(14) 157
CPU DATA(15) 158
CPU DATA(13) 156
CPU DATA(12) 155
CPU DATA(11) 154
CPU DATA(10) 153
CPU DATA(9) 152
CPU DATA(8) 151
VDD3 3 150
VSS 149
CPU ADR(1) 161
CPU ADR(2) 162
CPU ADR(3) 163
CPU ADR(4) 164
CPU ADR(5) 165
CPU ADR(6) 166
CPU ADR(7) 167
CPU ADR(8) 168
CPU ADR(9) 169
CPU ADR(10) 170
VDD2 5 171
VSS 172
CPU ADR(11) 173
CPU ADR(12) 174
CPU ADR(13) 175
CPU ADR(14) 176
CPU ADR(15) 177
CPU ADR(16) 178
CPU ADR(17) 179
CPU ADR(18) 180
CPU ADR(19) 181
CPU ADR(20) 182
CPU ADR(21) 183
VDD3 3 184
VSS 185
PIO(0) T STROBE 186
PIO(1) MOD SW 187
PIO(2) 188
PIO(3) 189
PIO(4) 190
PIO(5) 191
PIO(6) SLIDER SENSOR OPEN/CLOSE(DRAWER POSITION P1) 192
PIO(7) SLIDER IN(DRAWER CCW CTRL) 193
PIO(1) SDA 194
PIO(1) SCL 195
PIO(2) SLIDER OUT(DRAWER CW CTRL) 196
PIO(3) TXD(JIG) 197
VDD2 5 198
VSS 199
PIO(4) RXD(JIG) 200
PIO(5) FRONT TXDI 201
TRIGGER IN 202
TRIGGER OUT 203
PIO(2) H/P IND 204
PIO(1) FRONT RXD 205
PIO(2) 206
PIO(2) 207
PIO(2) 208

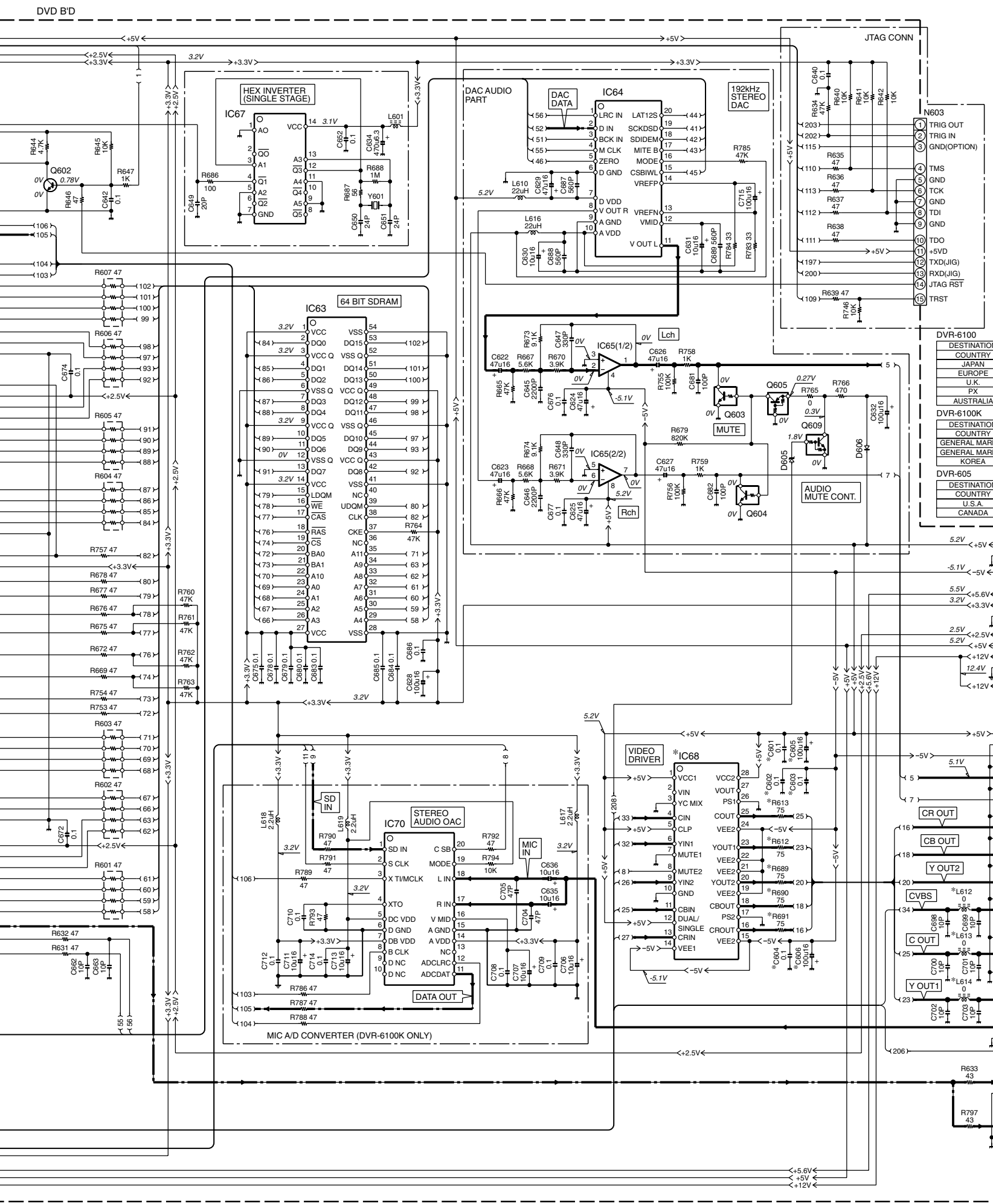
IC62 EEP ROM
E0 1 0V
E1 2 0V
E2 3 0V
E4 4 0V
VDD 8
WC 7
SCL 6 3.5V
SDA 5 3.5V

IC69 DC MOTOR DRIVE
Q608
Q607

VIDEO MUTE
Q606

OPTION
PWM0 116
PWM1 115
PWM2 114
TCK 113
TDC 112
TDO 111
TMS 110
TRST 109
VSS 108
VDD3 3 107
ADC PCM CLK 105
ADC DATA 104

ADC LRCLK 104
ADC SCLK 103
SMI DATA(15) 102
SMI DATA(14) 101
SMI DATA(13) 100
SMI DATA(12) 99
SMI DATA(11) 98
SMI DATA(10) 97
VSS 96
SMI CLK OUT 95
VDD2 5 94 2.5V
SMI DATA(9) 93
SMI DATA(8) 92
SMI DATA(7) 91
SMI DATA(6) 90
SMI DATA(5) 89
SMI DATA(4) 88
VSS 87
SMI DATA(3) 86
SMI DATA(2) 85
SMI DATA(1) 84
SMI DATA(0) 83
VSS 82
SMI CLK IN 81 3.2V
VDD3 3 80
SMI DQMU 79
SMI DQML 78
SMI WE 77
SMI CAS 76
SMI RAS 75
SMI CS(1) 74
SMI CS(0) 73
SMI ADR(13) 72
SMI ADR(12) 71
SMI ADR(11) 70
SMI ADR(10) 69
SMI ADR(9) 68
SMI ADR(8) 67
SMI ADR(7) 66
SMI ADR(6) 65
SMI ADR(5) 64 2.5V
SMI ADR(4) 63
SMI ADR(3) 62
SMI ADR(2) 61
SMI ADR(1) 60
SMI ADR(0) 59
SMI ADR(1) 58
SPDIF OUT 57
DAC LRCLK 56
DAC PCM CLK 55
DAC PCM OUT2 54
DAC PCM OUT1 53

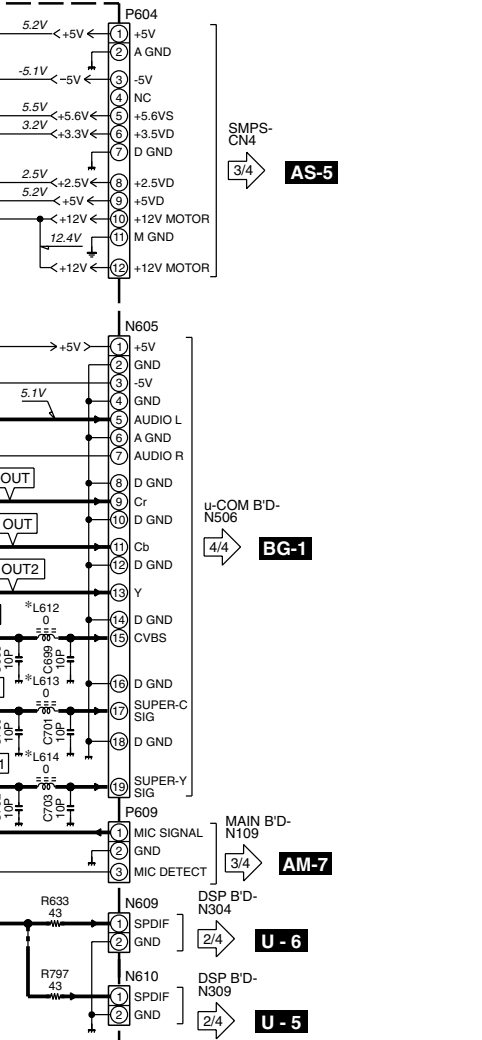


- IC61 : *
- IC62 : M24C02WMN6
- IC63 : HY57V641620HGT
- IC64 : WM8728
- IC65 : BA4560F
- IC66 : M29W800AT90N1
- IC67 : M74HCU04M1R
- IC68 : MM154QAFBE
- IC69 : FAN8082
- IC70 : WM8739EDS
-
- Q601,602,606,607 : KTC3875Y
- Q603,604 : DTC323TK
- Q605 : KRA107S
- Q608 : KTA1504Y
- Q609 : DTC114YKA
-
- D601 : 1N5232B
- D602 : RB441Q-40
- D603,604,606 : IN4148
- D605 : UD22.2B
-
- DATA LINE
- SIGNAL LINE
- GND LINE
- +B LINE
- B LINE

DVR-6100						
DESTINATION	COUNTRY	ABB.	C601-606	IC61	IC68	L612-614, Q606, R612,613, 689-694,745, R701,702
JAPAN	J					
EUROPE	E					
U.K.	T		YES	SIT5519	YES	YES
PX	Y					
AUSTRALIA	X					

DVR-6100K						
DESTINATION	COUNTRY	ABB.	C601-606	IC61	IC68	L612-614, Q606, R612,613,689-694, 701,702,745
GENERAL MARKET	M					
GENERAL MARKET	M2		YES	SIT5508	YES	YES
KOREA	H					

DVR-605						
DESTINATION	COUNTRY	ABB.	C601-606	IC61	IC68	L612-614, Q606, R612,613,689-694, 701,702,745
U.S.A.	K		NO	SIT5519	NO	NO
CANADA	P		NO			NO

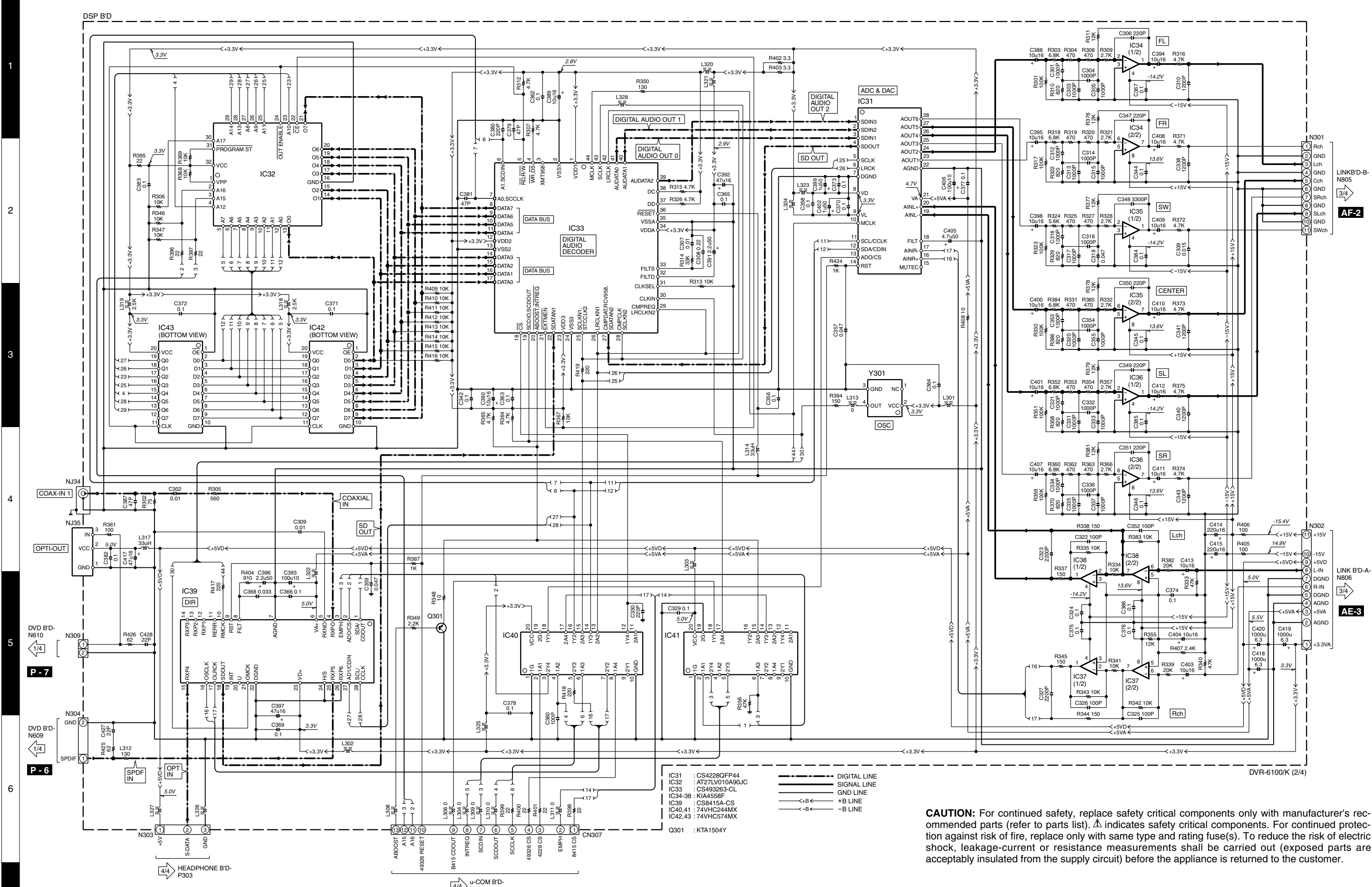


CAUTION: For continued safety, replace safety critical components only with manufacturer's recommended parts (refer to parts list). Δ indicates safety critical components. For continued protection against risk of fire, replace only with same type and rating fuse(s). To reduce the risk of electric shock, leakage-current or resistance measurements shall be carried out (exposed parts are acceptably insulated from the supply circuit) before the appliance is returned to the customer.

The DC voltage is an actual reading measured with a high impedance type voltmeter with no signal input. The measurement value may vary depending on the measuring instruments used or on the product.

DVR-6100/6100K

KENWOOD



1
2
3
4
5
6

P-7
P-6

BC-3

BC-3

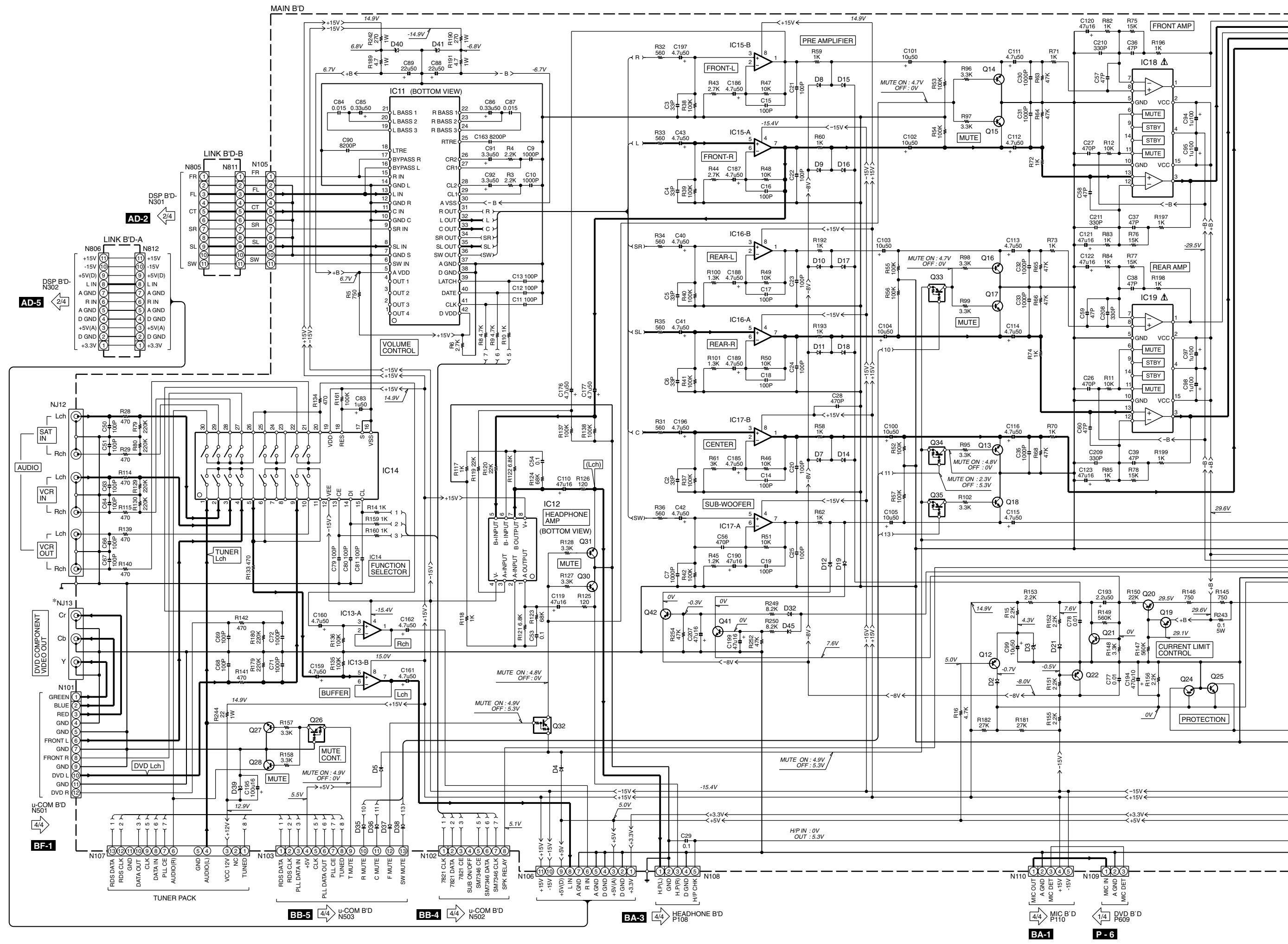
The DC voltage is an actual reading measured with a high impedance type voltmeter with no signal input. The measurement value may vary depending on the measuring instruments used or on the product.

CAUTION: For continued safety, replace safety critical components only with manufacturer's recommended parts (refer to parts list). Δ indicates safety critical components. For continued protection against risk of fire, replace only with same type and rating fuse(s). To reduce the risk of electric shock, leakage-current or resistance measurements shall be carried out (exposed parts are acceptably insulated from the supply circuit) before the appliance is returned to the customer.

DVR-6100/6100K

Y39-4482-70

KENWOOD



1
2
3
4
5
6
7

MAIN B'D

AD-2

AD-5

AD-2

AD-2

AD-2

AD-2

AD-2

AD-2

AD-2

AD-2

AD-2

AD-2

AD-2

AD-2

AD-2

AD-2

AD-2

AD-2

AD-2

AD-2

AD-2

AD-2

AD-2

AD-2

AD-2

AD-2

AD-2

AD-2

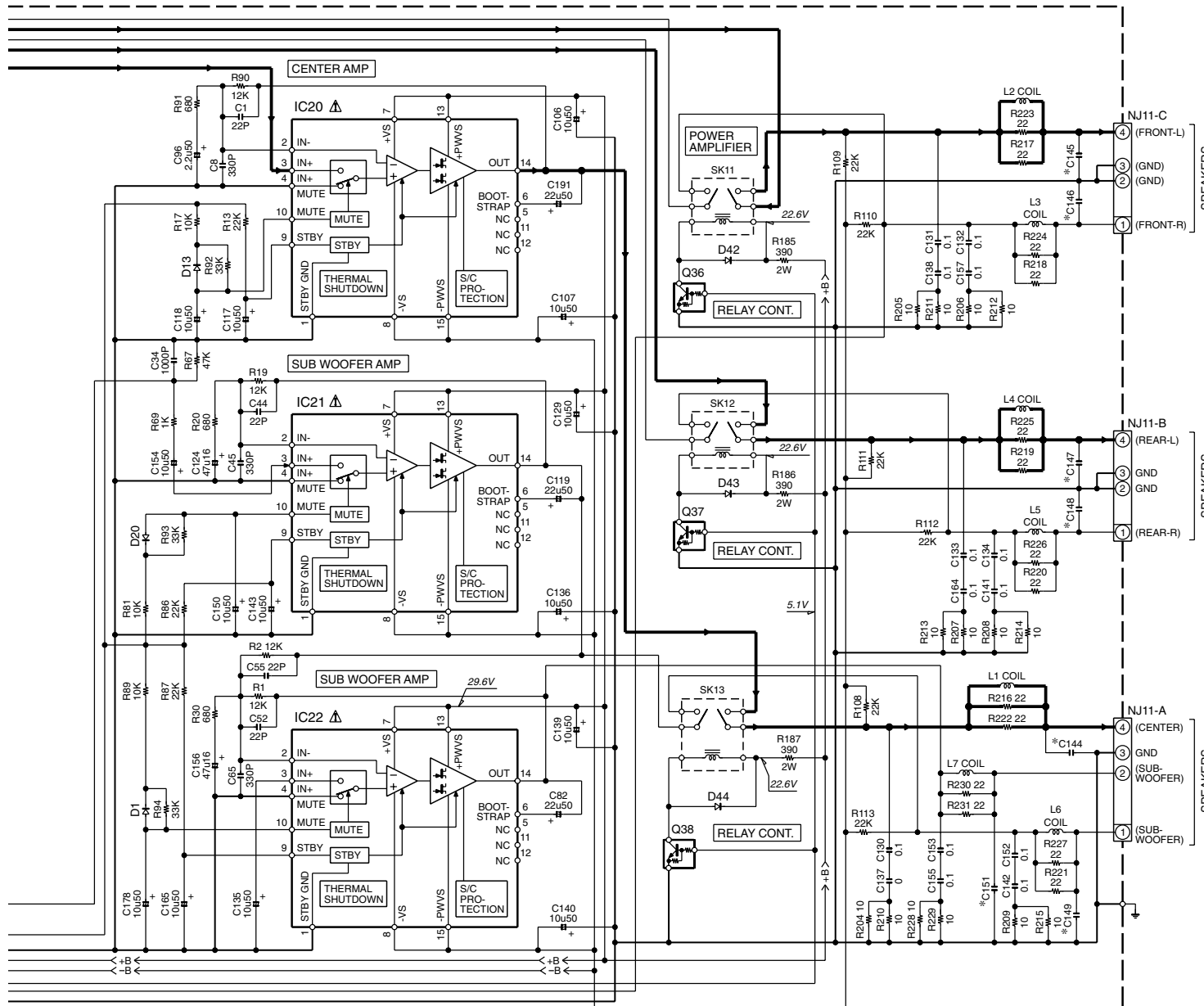
BB-5

BB-4

BA-3

BA-1

P-6



- IC11 : M62446AFP
- IC12-17 : NJM2068DD
- IC14 : LC78211
- IC23,26 : KIA7815API
- IC24 : KIA7915PI
- IC25 : BA033T

- Q12,19,20 : KTA1266
- Q13-18,27,28,30,31 : KTD1302
- Q21 : KTC3200GR
- Q22 : KTA1268
- Q23 : KTA1023
- Q26,33-35 : DTA114YSA
- Q36-38 : DTC114YSA
- Q41 : 2SC1740S
- Q42 : 2SA933S

- D1,2,4,5,13,20,21,35-38,42-44 : IN4148
- D3 : 1N5230B
- D7-12,14-19 : EK03
- D22 : BU6-04F
- D23-31 : IN4004
- D32,45 : 1SS355
- D33 : BZX55B30
- D34 : 1N5236B
- D39 : BZX85C12
- D40,41 : 1N5235B

DVR-6100

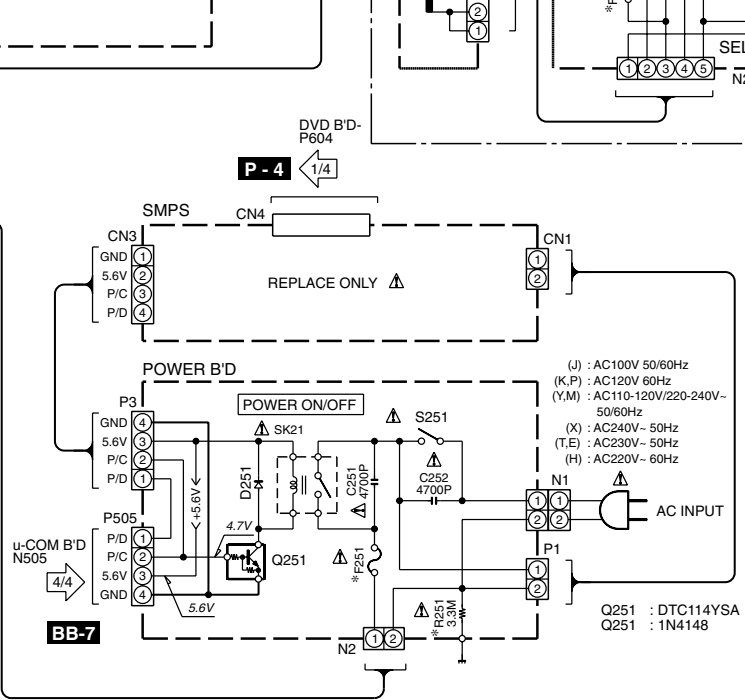
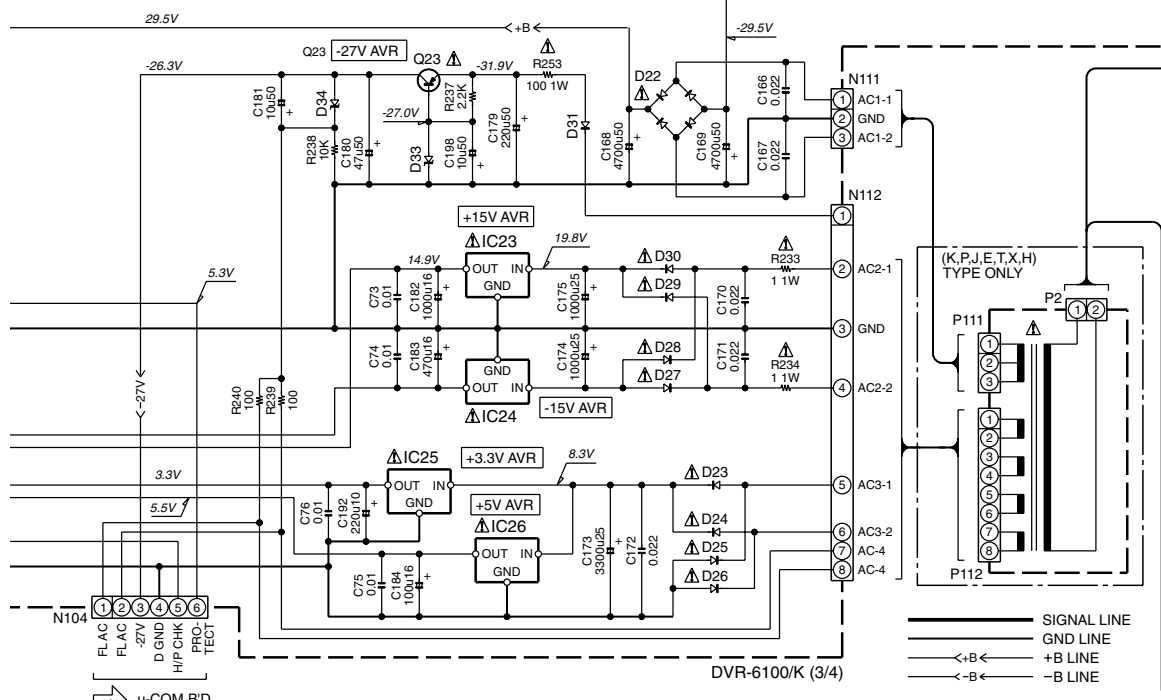
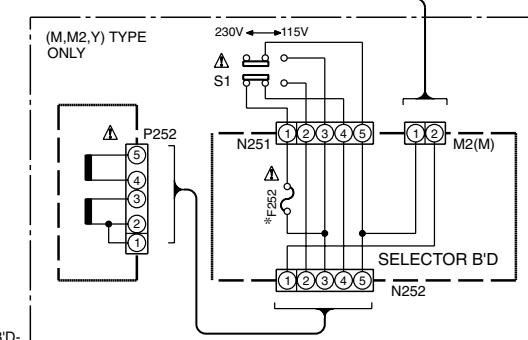
DESTINATION	COUNTRY	ABB.	C144-149, 151	F251	F252	NJ13	R251
JAPAN	J	1000P	S2.5A250V			YES	
EUROPE	E	4700P	T1.25A250V		NO	NO	NO
U.K.	T	1000P	S2.5A250V	S1.25A250V		YES	
AUSTRALIA	X	4700P	T1.25A250V			NO	

DVR-6100K

DESTINATION	COUNTRY	ABB.	C144-149, 151	F251	F252	NJ13	R251
GENERAL MARKET	M	4700P	T2.5A250V	T1.25A250V		YES	NO
GENERAL MARKET	M2	4700P	T1.25A250V			NO	
KOREA	H	4700P	T1.25A250V			YES	NO

DVR-605

DESTINATION	COUNTRY	ABB.	C144-149, 151	F251	F252	NJ13	R251
U.S.A.	K	1000P	S2.5A250V		NO	YES	YES
CANADA	P	1000P	S2.5A250V		NO	YES	YES

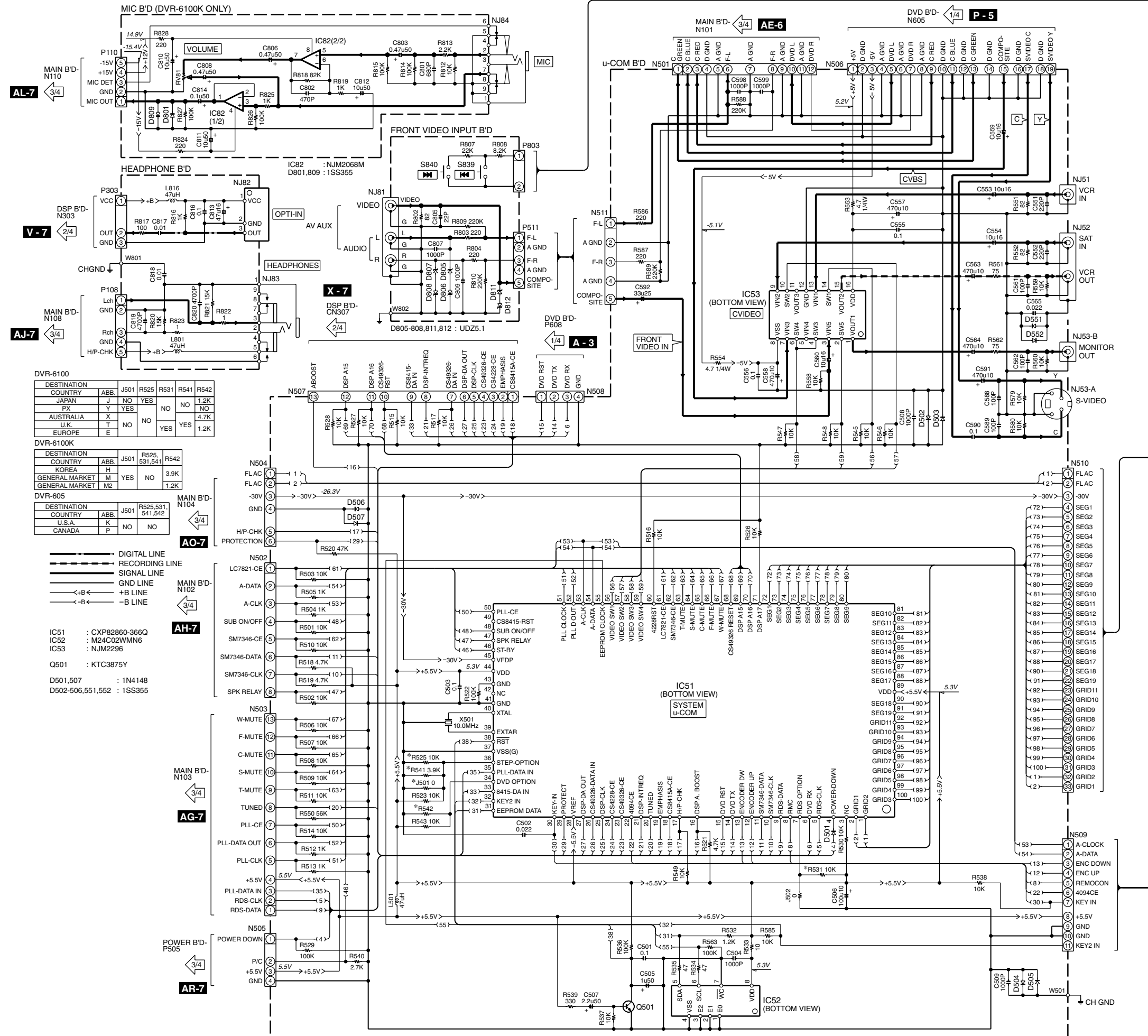


CAUTION: For continued safety, replace safety critical components only with manufacturer's recommended parts (refer to parts list). Δ indicates safety critical components. For continued protection against risk of fire, replace only with same type and rating fuse(s). To reduce the risk of electric shock, leakage-current or resistance measurements shall be carried out (exposed parts are acceptably insulated from the supply circuit) before the appliance is returned to the customer.

The DC voltage is an actual reading measured with a high impedance type voltmeter with no signal input. The measurement value may vary depending on the measuring instruments used or on the product.

DVR-6100/6100K

KENWOOD



DVR-6100

DESTINATION	COUNTRY	ABB.	J501	R525	R531	R541	R542
JAPAN	J	NO	YES	NO	NO	NO	1.2K
PX	Y	YES	NO	NO	NO	NO	4.7K
AUSTRALIA	X	NO	NO	YES	YES	YES	1.2K
U.K.	T	NO	NO	NO	NO	NO	1.2K
EUROPE	E	NO	NO	YES	YES	YES	1.2K

DVR-6100K

DESTINATION	COUNTRY	ABB.	J501	R525	R531	R541	R542
KOREA	H	NO	YES	NO	NO	NO	3.9K
GENERAL MARKET	M	YES	NO	NO	NO	NO	1.2K

DVR-605

DESTINATION	COUNTRY	ABB.	J501	R525	R531	R541	R542
U.S.A.	K	NO	YES	NO	NO	NO	3.9K
CANADA	P	NO	NO	NO	NO	NO	1.2K

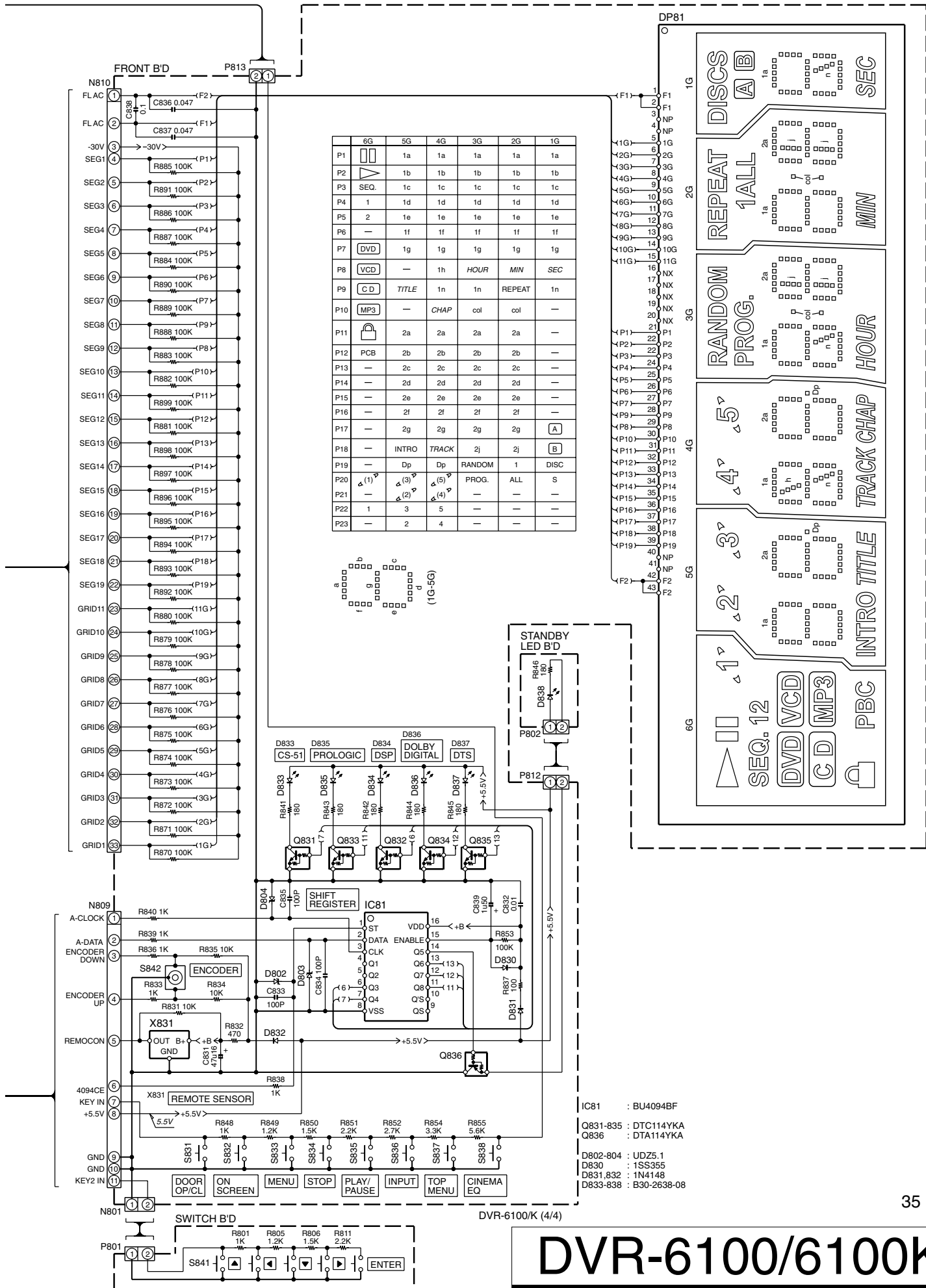
Legend:

- DIGITAL LINE (Solid line)
- RECORDING LINE (Dashed line)
- SIGNAL LINE (Dotted line)
- GND LINE (Line with GND symbol)
- +B LINE (Line with +B symbol)
- B LINE (Line with -B symbol)

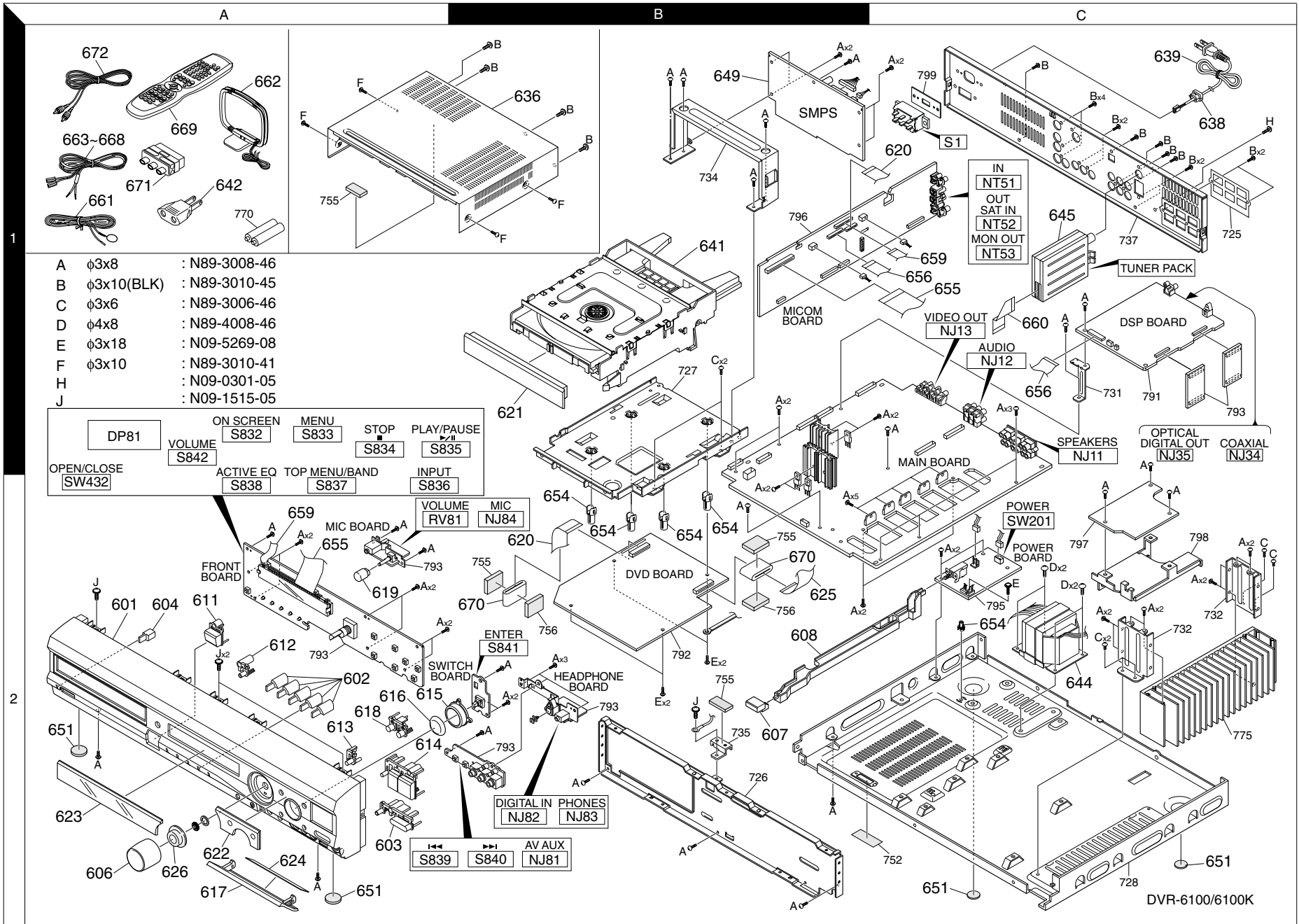
IC51 : CXP82860-366Q
 IC52 : M24C02WMN6
 IC53 : NJM2296
 Q501 : KTC3875Y
 D501,507 : 1N4148
 D502-506,551,552 : 1SS355

CAUTION: For continued safety, replace safety critical components only with manufacturer's recommended parts (refer to parts list). Δ indicates safety critical components. For continued protection against risk of fire, replace only with same type and rating fuse(s). To reduce the risk of electric shock, leakage-current or resistance measurements shall be carried out (exposed parts are acceptably insulated from the supply circuit) before the appliance is returned to the customer.

The DC voltage is an actual reading measured with a high impedance type voltmeter with no signal input. The measurement value may vary depending on the measuring instruments used or on the product.



DVR-6100/6100K



* New Parts

Parts without **Parts No.** are not supplied.
Les articles non mentionnés dans le **Parts No.** ne sont pas fournis.
Teile ohne **Parts No.** werden nicht geliefert.

1

Ref. No	Address	New Parts	Parts No.	Description	Part No.	Destination	Remarks
DVR-6100/DVR-6100K							
601	2A	*	B07-2651-08	DEC CABINET	55316850#1	KP	
601	2A	*	B07-2652-08	DEC CABINET	55335550	ET	
601	2A	*	B07-2653-08	DEC CABINET	55351690	YX	
601	2A	*	B07-2654-08	DEC CABINET	55351700	MM2H	
602	2A	*	B10-3897-08	MLD INDICATO	55316820#22		
603	2A	*	K29-8248-08	DEC BUTTON I	55316650#10		
604	2A	*	B10-3898-08	MLD INDICATO	55316830#26		
606	2A	*	K29-8249-08	DEC KNOB MAI	55316740#5		
607	2B	*	K29-8250-08	DEC BUTTON P	55316690#25		
608	2B	*	D21-2932-08	PLASTIC MLD	55220710#49		
611	2A	*	K29-8251-08	DEC BUTTON O	55316670#24		
612	2A	*	K29-8252-08	DEC BUTTON C	55316640#21		
613	2A	*	K29-8253-08	DEC BUTTON O	55316660#20		
614	2A	*	K29-8254-08	DEC BUTTON P	55316680#13		
615	2A	*	B07-2655-08	DEC RING/BUT	55316810#12		
616	2A	*	K29-8255-08	DEC BUTTON S	55316700#11		
617	2A	*	B07-2656-08	DEC DOOR FUN	55316720#8		
618	2A	*	K29-8256-08	DEC BUTTON S	55316710#14		
619	2A	*	K29-8257-08	DEC KNOB MIC	55316750	MM2H	
620	2B,1C	*	E35-3452-08	FFC-300M/M 19X	21178300		
621	1B	*	B07-2657-08	DEC DOOR TRA	55316730#2		
622	2A	*	B10-3899-08	DEC CRYSTAL	55316770#7		
623	2A	*	B10-3900-08	DEC CRYSTAL	55316760#4		
624	2A	*	B07-2658-08	CPL DOOR PLA	55316800#9		
625	2B	*	E35-3453-08	FFC-80M/M 19X	55181200		
626	2A	*	G11-2914-08	RAW SHIELD R	55189590#6		
636	1B	*	A01-3863-08	PUN COVER TO	55220680#56		
638	1C	*	J42-0350-08	MLD CLAMP AC	55125180#48		
639	1C	*	E30-2991-08	WIRE-MCRDM	55099250#47	KPY	
639	1C	*	E30-2992-08	WIRE-MCRDM	55245410	EMM2	
639	1C	*	E30-2994-08	WIRE-MCRDM	55242730	X	
639	1C	*	E30-7262-08	WIRE-MCRDM	55174050	T	
639	1C	*	E30-7280-08	WIRE-MCRDM	55330320	H	
641	1B	*	D40-1787-08	OK TVM 502 T	10718640#55		
△ 642	1A	*	E03-0115-05	CONN-SPE SMK C	20369220	MM2H	
△ 644	2C	*	L07-3234-08	TF-LAM POWER	55328180	KP	
△ 644	2C	*	L07-3235-08	TF-LAM POWER	55334940	ET	
△ 644	2C	*	L07-3237-08	TF-LAM POWER	55361700	MM2	
△ 644	2C	*	L07-3238-08	TF-LAM POWER	55361710	YX	
△ 644	2C	*	L07-3239-08	TF-LAM POWER	55377310	H	
645	1C	*	W02-2964-08	EPR TUNER MO	5516112A	KPYH	
645	1C	*	W02-2965-08	EPR TUNER MO	5516113A	ET	
645	1C	*	W02-2966-08	EPR TUNER MO	5521783A	X	
645	1C	*	W02-2967-08	MSA ASY TU M	5523732A	MM2	
△ 649	1B	*	W02-2929-08	MSA ASY SMPS	55161420	KPY	
△ 649	1B	*	W02-2930-08	MSA ASY SMPS	55247010	ETXMM2	
△ 649	1B	*	W02-2930-08	MSA ASY SMPS	55247010	H	
651	2A,2C	*	J02-1544-08	FOOT CUSHION	55220690#3		
654	2B,2C	*	J19-6169-08	MLD BRACKET	55164980#54		
655	2A,1C	*	E35-3273-08	FFC-JUMPER 33X	55164010		
656	1C	*	E35-3271-08	FFC-JUMPER 13X	55328220		
659	2A,1C	*	E35-3272-08	FFC-JUMPER 11X	55163980		
660	1C	*	E35-3271-08	FFC-JUMPER 13X	55163940		

L: Scandinavia K: USA P: Canada R: Mexico C: China I: Malaysia
Y: PX(Far East,Hawaii) T: England E: Europe G: Germany V: China(Shanghai)
Y: AAFES(Europe) X: Australia Q: Russia H: Korea M: Other Areas △ indicates safety critical components.

* New Parts

Parts without **Parts No.** are not supplied.
Les articles non mentionnés dans le **Parts No.** ne sont pas fournis.
Teile ohne **Parts No.** werden nicht geliefert.

2

Ref. No	Address	New Parts	Parts No.	Description	Part No.	Destination	Remarks
661	1A	*	T90-0882-08	ANTENNA WIRE	55127470		
662	1A	*	T90-0896-08	ANTENNA LOOP	55208620		
663	1A	*	E30-7265-08	WIRE-SP 4M,RD	55236710		
664	1A	*	E30-7283-08	WIRE-SP 4M,GN	55236730		
665	1A	*	E30-7284-08	WIRE-SP 8M,BU	55380840		
666	1A	*	E30-7285-08	WIRE-SP 4.5M,VT	55380850		
667	1A	*	E30-7269-08	WIRE-SP 8M,GY	55192270		
668	1A	*	E30-7286-08	WIRE-SP 4M,WH	55380860		
669	1A	*	A70-1607-08	EPR RCT REMOC	55393340	KP	
669	1A	*	A70-1608-08	EPR RCT REMOC	55393350	YX	
669	1A	*	A70-1609-08	EPR RCT REMOC	55393360	ET	
669	1A	*	A70-1610-08	EPR RCT REMOC	55393370	MM2H	
670	2B	*	L92-0560-08	FCORE FERRIT	55177290		
671	1A	*	E69-0012-05	CON SCART + RC	55253610	ET	
672	1A	*	E30-1427-05	WIRE-CABSP AUDI	55192120		
-	-	*	B60-5256-08	BOOK INSTR(GE)	55350090	E	
-	-	*	B60-5257-08	BOOK INSTR(NE)	55350190	E	
-	-	*	B60-5258-08	BOOK INSTR(FR)	55349990	E	
-	-	*	B60-5259-08	BOOK INSTR(IT)	55350290	E	
-	-	*	B60-5260-08	BOOK INSTR(ES)	55350390	EH	
-	-	*	B60-5261-08	BOOK INSTR(TC)	55350590	M	
-	-	*	B60-5262-08	BOOK INSTR(EN)	55349890	KPYTXM	
-	-	*	B60-5262-08	BOOK INSTR(EN)	55349890	M2	
-	-	*	B60-5263-08	BOOK INSTR(AR)	55350690	M2	
△ F251	-	*	F05-2525-05	FUSVDETIMELG	20403850	MM2	
△ F251	-	*	F50-0073-05	FUSULSLWBL 2.5	20828870	KP	
△ F251	-	*	F50-0208-08	FUSULSLWBL 2.5	55214170	Y	
△ F251	-	*	F50-0209-08	FUSVDETIMELG	55126850	ETXH	
-	-	*	H10-7818-08	MAT-PKG CUSHI	5520874A		
-	-	*	H21-1514-08	SHEET EPE RT	55135940		
-	-	*	H25-1712-08	CPL BAG RCA	55170650		
-	-	*	H25-1715-08	CPL BAG PE C	20715540	KPYEM	
-	-	*	H25-1715-08	CPL BAG PE C	20715540	M2H	
-	-	*	H25-1730-08	CPL BAG PE 2	20932750	TX	
-	-	*	H25-1731-08	CPL BAG POLY	55237020		
-	-	*	H25-1732-08	CPL BAG PE 4	55030950		
-	-	*	H50-4586-08	CARTON DVR61	55333240	E	
-	-	*	H50-4587-08	CARTON DVR61	55351030	T	
-	-	*	H50-4588-08	CARTON DVR60	55333230	KP	
-	-	*	H50-4590-08	CARTON DVR61	55351190	M	
-	-	*	H50-4590-08	CARTON DVR61	55380870	H	
-	-	*	H50-4591-08	CARTON DVR61	55351290	M2	
-	-	*	H50-4592-08	CARTON DVR61	55351090	X	
-	-	*	H50-4593-08	CARTON DVR-6	55350990	Y	
-	-	*	H10-7883-08	POLYSTYRENE FOAMED FIXTURE L			
-	-	*	H10-7884-08	POLYSTYRENE FOAMED FIXTURE R			
-	-	*	N09-5269-08	SCREW-ST 3MM	55127290		
△ S1	-	*	S62-0113-08	SWISLIDE KW-0	55245440	YMM2	
△ IC18,9	-	*	LM4766T	IC(AUDIO POWER AMPLIFIER)			
△ IC20-2	-	*	TDA7294	IC-POWAMP	TDA7294		
POWER SUPPLY							
△ C251,2	-	*	C91-1645-08	CERAMIC	0.0047UF 250VAC		
R251	-	*	R92-1844-05	CARBON	3.3M J 1/2W	KP	

L: Scandinavia K: USA P: Canada R: Mexico C: China I: Malaysia
Y: PX(Far East,Hawaii) T: England E: Europe G: Germany V: China(Shanghai)
Y: AAFES(Europe) X: Australia Q: Russia H: Korea M: Other Areas △ indicates safety critical components.

PARTS LIST

DVR-6100/6100K

* New Parts

Parts without **Parts No.** are not supplied.Les articles non mentionnés dans le **Parts No.** ne sont pas fournis.Teile ohne **Parts No.** werden nicht geliefert.

③

Ref. No	Add-ress	New Parts	Parts No.	Description	Desti-nation	Re-marks
SK21 S251			S76-0137-08 S90-0149-08	RELAYPWR 5.0V 55183470 SWIPUSH POWER 55141570		
D251 Q251			1N4148 DTC114YSA	D-SLP 1N4148 TR-SLPLF DTC114YSA		
MAIN PCB						
C001 C002-6 C007 C008 C009,10			CC73GCH1H220J CC73GCH1H330J CK73GB1H102K CK73GB1H331J CK73GB1H331J CK73GB1H102K	CHIP C 22PF J CHIP C 33PF J CHIP C 1000PF K CHIP C 330PF J CHIP C 1000PF K		
C011-25 C026-8 C029 C030-5 C036-9			CC73GCH1H101J CC73GCH1H471J CK73GB1C104K CK73GB1H102K CC73GCH1H470J	CHIP C 100PF J CHIP C 470PF J CHIP C 0.10UF K CHIP C 1000PF K CHIP C 47PF J		
C040-3 C044 C045 C050,1 C052			CE04LW1H4R7M CC73GCH1H220J CK73GB1H331J CC73GCH1H101J CC73GCH1H220J	ELECTRO 4.7UF 50WV CHIP C 22PF J CHIP C 330PF J CHIP C 100PF J CHIP C 22PF J		
C053,4 C055 C056 C057-60 C063,4			CK73GB1C104K CC73GCH1H220J CC73GCH1H471J CC73GCH1H470J CC73GCH1H101J	CHIP C 0.10UF K CHIP C 22PF J CHIP C 470PF J CHIP C 47PF J CHIP C 100PF J		
C065 C066-9 C071,2 C073-8 C079-81			CK73GB1H331J CC73GCH1H101J CK73GB1H102K CK73GB1H103K CC73GCH1H101J	CHIP C 330PF J CHIP C 100PF J CHIP C 1000PF K CHIP C 0.010UF K CHIP C 100PF J		
C082 C083 C084 C085,6 C087			CE04LW1H220M CE04LW1H010M CQ92M1H153K CE04LW1HR33M CQ92M1H153K	ELECTRO 22UF 50WV ELECTRO 1.0UF 50WV MYLAR 0.015UF K ELECTRO 0.33UF 50WV MYLAR 0.015UF K		
C088,9 C090 C091,2 C094,5 C096			CE04LW1H220M CQ92M1H822K CE04LW1H3R3M CE04LW2A010M CE04LW1H2R2M	ELECTRO 22UF 50WV MYLAR 8200PF K ELECTRO 3.3UF 50WV ELECTRO 1.0UF 100WV ELECTRO 2.2UF 50WV		
C097,8 C099-107 C109,10 C111-6 C117,8			CE04LW2A010M CE04LW1H100M CE04LW1C470M CE04LW1H4R7M CE04LW1H100M	ELECTRO 1.0UF 100WV ELECTRO 10UF 50WV ELECTRO 47UF 16WV ELECTRO 4.7UF 50WV ELECTRO 10UF 50WV		
C119 C120-4 C129 C130-4 C135,6			CE04LW1H220M CE04LW1C470M CE04LW1H100M CQ92FM1H104K CE04LW1H100M	ELECTRO 22UF 50WV ELECTRO 47UF 16WV ELECTRO 10UF 50WV MYLAR 0.10UF K ELECTRO 10UF 50WV		
C137,8 C139,40 C141,2 C143			CQ92FM1H104K CE04LW1H100M CQ92FM1H104K CE04LW1H100M	MYLAR 0.10UF K ELECTRO 10UF 50WV MYLAR 0.10UF K ELECTRO 10UF 50WV		

L : Scandinavia K : USA P : Canada R : Mexico C : China I : Malaysia

Y : PX(Far East,Hawaii) T : England E : Europe G : Germany V : China(Shanghai)

Y : AAFES(Europe) X : Australia Q : Russia H : Korea M : Other Areas Δ indicates safety critical components .

* New Parts

Parts without **Parts No.** are not supplied.Les articles non mentionnés dans le **Parts No.** ne sont pas fournis.Teile ohne **Parts No.** werden nicht geliefert.

④

Ref. No	Add-ress	New Parts	Parts No.	Description	Desti-nation	Re-marks
C144-9 C144-9 C144-9 C150 C151			CQ92FM1H102K CQ92FM1H472K CQ92FM1H472K CE04LW1H100M CQ92FM1H102K	MYLAR 1000PF K MYLAR 4700PF K MYLAR 4700PF K ELECTRO 10UF 50WV MYLAR 1000PF K	KPY ETXMM2 H KPY	
C151 C151 C152,3 C154 C155			CQ92FM1H472K CQ92FM1H472K CQ92FM1H104K CE04LW1H100M CQ92FM1H104K	MYLAR 4700PF K MYLAR 4700PF K MYLAR 0.10UF K ELECTRO 10UF 50WV MYLAR 0.10UF K	ETXMM2 H	
C156 C157 C158 C159-62 C163			CE04LW1C470M CQ92FM1H104K - CE04LW1H4R7M CQ92M1H822K	ELECTRO 47UF 16WV MYLAR 0.10UF K BCL 0.5MM TIN 20330130 ELECTRO 4.7UF 50WV MYLAR 8200PF K		
C164 C165 C166,7 C168,9 C170-2			CQ92FM1H104K CE04LW1H100M CQ92FM1H223K CE04KW1H472M CQ92FM1H223K	MYLAR 0.10UF K ELECTRO 10UF 50WV MYLAR 0.022UF K ELECTRO 4700UF 50WV MYLAR 0.022UF K		
C173 C174,5 C176,7 C178 C179			CE04KW1E332M CE04KW1E102M CE04LW1H4R7M CE04LW1H100M CE04LW1H221M	ELECTRO 3300UF 25WV ELECTRO 1000UF 25WV ELECTRO 4.7UF 50WV ELECTRO 10UF 50WV ELECTRO 220UF 50WV		
C180 C181 C182 C183 C184			CE04LW1H470M CE04LW1H100M CE04KW1C102M CE04LW1C470M CE04LW1C101M	ELECTRO 47UF 50WV ELECTRO 10UF 50WV ELECTRO 1000UF 16WV ELECTRO 47UF 16WV ELECTRO 100UF 16WV		
C185-9 C190 C191 C192 C193			CE04LW1H4R7M CE04LW1C470M CE04LW1H220M CE04LW1A221M CE04LW1H2R2M	ELECTRO 4.7UF 50WV ELECTRO 47UF 16WV ELECTRO 22UF 50WV ELECTRO 220UF 10WV ELECTRO 2.2UF 50WV		
C194 C195 C196,7 C198 C199			CE04LW1A471M CE04LW1C101M CE04LW1H4R7M CE04LW1H100M CE04LW1C470M	ELECTRO 470UF 10WV ELECTRO 100UF 16WV ELECTRO 4.7UF 50WV ELECTRO 10UF 50WV ELECTRO 47UF 16WV		
C207 C208-11			CE04LW1C470M CK73GB1H331J	ELECTRO 47UF 16WV CHIP C 330PF J		
N107 NJ11 NJ12 NJ13 NJ13			E41-0824-08 E70-0165-08 E63-1270-08 E63-1271-08 E63-1271-08	CONN 1.25MM 13 55124790 CONN-SPE TERMI 55237010 CON PHONO SCKT 55203340 CON PHONO SCKT 55192000 CON PHONO SCKT 55192000	KPYXM M2H	
L001-7			L39-1624-08	LFA 1MM 10MM 7 21070690		
J001 J005 J013 J015 J017			RK73GB1J000J RK73GB1J000J RK73GB1J000J RK73GB1J000J RK73GB1J000J	CHIP R 0 J 1/16W CHIP R 0 J 1/16W CHIP R 0 J 1/16W CHIP R 0 J 1/16W CHIP R 0 J 1/16W		
J019			RK73GB1J000J	CHIP R 0 J 1/16W		

L : Scandinavia K : USA P : Canada R : Mexico C : China I : Malaysia

Y : PX(Far East,Hawaii) T : England E : Europe G : Germany V : China(Shanghai)

Y : AAFES(Europe) X : Australia Q : Russia H : Korea M : Other Areas Δ indicates safety critical components .

* New Parts

Parts without **Parts No.** are not supplied.
Les articles non mentionnés dans le **Parts No.** ne sont pas fournis.
Teile ohne **Parts No.** werden nicht geliefert.

5

Ref. No	Add-ress	New Parts	Parts No.	Description	Desti-nation	Re-marks
J020,1			RK73GB1J000J	CHIP R	0	J 1/16W
J023			RK73GB1J000J	CHIP R	0	J 1/16W
J026			RK73GB1J000J	CHIP R	0	J 1/16W
R001,2			RK73GB1J123J	CHIP R	12K	J 1/16W
R003,4			RK73GB1J222J	CHIP R	2.2K	J 1/16W
R005			RK73GB1J751J	CHIP R	750	J 1/16W
R006			RK73GB1J272J	CHIP R	2.7K	J 1/16W
R008,9			RK73GB1J472J	CHIP R	4.7K	J 1/16W
R010			RK73GB1J102J	CHIP R	1.0K	J 1/16W
R011,2			RK73GB1J103J	CHIP R	10K	J 1/16W
R013			RK73GB1J223J	CHIP R	22K	J 1/16W
R014			RK73GB1J102J	CHIP R	1.0K	J 1/16W
R015			RK73GB1J222J	CHIP R	2.2K	J 1/16W
R016			RK73GB1J472J	CHIP R	4.7K	J 1/16W
R017			RK73GB1J103J	CHIP R	10K	J 1/16W
R019			RK73GB1J123J	CHIP R	12K	J 1/16W
R020			RK73GB1J681J	CHIP R	680	J 1/16W
R028,9			RK73GB1J471J	CHIP R	470	J 1/16W
R030			RK73GB1J681J	CHIP R	680	J 1/16W
R031-6			RK73GB1J561J	CHIP R	560	J 1/16W
R037-42			RK73GB1J104J	CHIP R	100K	J 1/16W
R043,4			RK73GB1J272J	CHIP R	2.7K	J 1/16W
R045			RK73GB1J122J	CHIP R	1.2K	J 1/16W
R046-51			RK73GB1J103J	CHIP R	10K	J 1/16W
R052-7			RK73GB1J104J	CHIP R	100K	J 1/16W
R058-60			RK73GB1J102J	CHIP R	1.0K	J 1/16W
R061			RK73GB1J302J	CHIP R	3.0K	J 1/16W
R062			RK73GB1J102J	CHIP R	1.0K	J 1/16W
R063-8			RK73GB1J473J	CHIP R	47K	J 1/16W
R069-74			RK73GB1J102J	CHIP R	1.0K	J 1/16W
R075-8			RK73GB1J153J	CHIP R	15K	J 1/16W
R079,80			RK73GB1J224J	CHIP R	220K	J 1/16W
R081			RK73GB1J103J	CHIP R	10K	J 1/16W
R082-5			RK73GB1J102J	CHIP R	1.0K	J 1/16W
R086,7			RK73GB1J223J	CHIP R	22K	J 1/16W
R089			RK73GB1J103J	CHIP R	10K	J 1/16W
R090			RK73GB1J123J	CHIP R	12K	J 1/16W
R091			RK73GB1J681J	CHIP R	680	J 1/16W
R092-4			RK73GB1J333J	CHIP R	33K	J 1/16W
R095-9			RK73GB1J332J	CHIP R	3.3K	J 1/16W
R100,1			RK73GB1J132J	CHIP R	1.3K	J 1/16W
R102			RK73GB1J332J	CHIP R	3.3K	J 1/16W
R108-13			RK73GB1J223J	CHIP R	22K	J 1/16W
R114,5			RK73GB1J471J	CHIP R	470	J 1/16W
R117,8			RK73GB1J102J	CHIP R	1.0K	J 1/16W
R119,20			RK73GB1J223J	CHIP R	22K	J 1/16W
R121,2			RK73GB1J682J	CHIP R	6.8K	J 1/16W
R123,4			RK73GB1J683J	CHIP R	68K	J 1/16W
R125,6			RK73GB1J121J	CHIP R	120	J 1/16W
R127,8			RK73GB1J332J	CHIP R	3.3K	J 1/16W
R129,30			RK73GB1J224J	CHIP R	220K	J 1/16W
R133,4			RK73GB1J471J	CHIP R	470	J 1/16W
R135-8			RK73GB1J104J	CHIP R	100K	J 1/16W
R139-42			RK73GB1J471J	CHIP R	470	J 1/16W
R145,6			RK73GB1J751J	CHIP R	750	J 1/16W

L : Scandinavia K : USA P : Canada R : Mexico C : China I : Malaysia
Y : PX(Far East,Hawaii) T : England E : Europe G : Germany V : China(Shanghai)
Y : AAFES(Europe) X : Australia Q : Russia H : Korea M : Other Areas Δ indicates safety critical components.

* New Parts

Parts without **Parts No.** are not supplied.
Les articles non mentionnés dans le **Parts No.** ne sont pas fournis.
Teile ohne **Parts No.** werden nicht geliefert.

5

Ref. No	Add-ress	New Parts	Parts No.	Description	Desti-nation	Re-marks
R147			RK73GB1J564J	CHIP R	560K	J 1/16W
R148			RK73GB1J332J	CHIP R	3.3K	J 1/16W
R149			RK73GB1J564J	CHIP R	560K	J 1/16W
R150			RK73GB1J223J	CHIP R	22K	J 1/16W
R151,2			RK73GB1J222J	CHIP R	2.2K	J 1/16W
R156			RK73GB1J222J	CHIP R	2.2K	J 1/16W
R157,8			RK73GB1J332J	CHIP R	3.3K	J 1/16W
R159,60			RK73GB1J102J	CHIP R	1.0K	J 1/16W
R161			RK73GB1J104J	CHIP R	100K	J 1/16W
R179,80			RK73GB1J224J	CHIP R	220K	J 1/16W
R181,2			RK73GB1J273J	CHIP R	27K	J 1/16W
R185-7			RS14GB3D391J	FL-PROOF RS	390	J 2W
R189			RS14GB3A4R7J	FL-PROOF RS	4.7	J 1W
R190			RS14GB3A271J	FL-PROOF RS	270	J 1W
R191			RS14GB3A4R7J	FL-PROOF RS	4.7	J 1W
Δ R233,4			RS14GB3A1R0J	FL-PROOF RS	1	J 1W
R235,6			-	BCL 0.5MM TIN	20441260	
R242			RS14GB3A271J	FL-PROOF RS	270	J 1W
R243			R92-4582-08	METAL PLATE	0.1	J 5W
R244			RS14GB3A220J	FL-PROOF RS	22	J 1W
R249,50			RK73GB1J822J	CHIP R	8.2K	J 1/16W
R252			RK73GB1J473J	CHIP R	47K	J 1/16W
Δ R253			RS14GB3A101J	FL-PROOF RS	100	J 1W
R254			RK73GB1J473J	CHIP R	47K	J 1/16W
SK11-3			S76-0136-08	RELAYPWR 24.0V	55091520	
D001,2			1N4148	D-SLP	1N4148	
D003			1N5230B	D-ZENER	1N5230B	
D004,5			1N4148	D-SLP	1N4148	
D007-12			EK03	D-SR SCHOTTKY	EK03	
D013			1N4148	D-SLP	1N4148	
D014-9			EK03	D-SR SCHOTTKY	EK03	
D020,1			1N4148	D-SLP	1N4148	
D022			BU6-04F	D-BRDLC	BU6-04F	
Δ D023-31			1N4004	D-SR	1N4004	
D032			1SS355	D-SLP	1SS355	
D033			BZX55B30	D-ZENER	BZX55B30	
D034			1N5236B	D-ZENER	1N5236B	
D035-8			1N4148	D-SLP	1N4148	
D039			BZX85C12	D-ZENER	BZX85C12	
D040,1			1N5235B	D-ZENER	1N5235B	
D042-4			1N4148	D-SLP	1N4148	
D045			1SS355	D-SLP	1SS355	
IC011		*	M62446AFP	IC-LOWFREQ	M62446AFP	
IC012,3			NJM2068DD	IC-OPERAMP	NJM2068DD	
IC014			LC78211	IC-SWITCH	LC78211	
IC015-7			NJM2068DD	IC-OPERAMP	NJM2068DD	
Δ IC023			KIA7815API	IC-REGPOSFXD	KIA7815API	
Δ IC024			KIA7915PI	IC-REGNEGFXD	KIA7915PI	
Δ IC025			BA033T	IC(ANALOGUE IC)	BA033T	
Δ IC026			KIA7805API	IC(VOLTAGE REGULATOR)		
Q012			KTA1266	TR-SLPLF	KTA1266	
Q013-8			KTD1302	TR-SLPLF	KTD1302	
Q019,20			KTA1266	TR-SLPLF	KTA1266	
Q021			KTC3200GR	TR-SHPLF	KTC3200BL	

L : Scandinavia K : USA P : Canada R : Mexico C : China I : Malaysia
Y : PX(Far East,Hawaii) T : England E : Europe G : Germany V : China(Shanghai)
Y : AAFES(Europe) X : Australia Q : Russia H : Korea M : Other Areas Δ indicates safety critical components.

PARTS LIST

DVR-6100/6100K

* New Parts
Parts without **Parts No.** are not supplied.
Les articles non mentionnés dans le **Parts No.** ne sont pas fournis.
Teile ohne **Parts No.** werden nicht geliefert.

7

Ref. No	Add-ress	New Parts	Parts No.	Description	Desti-nation	Re-marks
Q022			KTA1268	TR-SLPLF KTA1268 GR		
Q023			KTA1023	TR-SLPLF 55211430		
Q026			DTA114YSA	TR-SLPLF DTA114YSA		
Q027,28			KTD1302	TR-SLPLF KTD1302		
Q030,31			KTD1302	TR-SLPLF KTD1302		
Q033-35			DTA114YSA	TR-SLPLF DTA114YSA		
Q036-8			DTC114YSA	TR-SLPLF DTC114YSA		
Q041			2SC1740S	TR-SLPLF 2SC1740S		
Q042			2SA933S	TR-SLPLF 2SA933S		
SELECTOR PCB						
F252		*	F50-0209-08	FUSVDETIMELG 55126850	MM2	
F252		*	F50-0210-08	FUSULSLWBL 1.2 55127150	Y	
FRONT PCB						
C801			CC73GCH1H681J	CHIP C 680PF J	MM2H	
C802			CC73GCH1H471J	CHIP C 470PF J	MM2H	
C803			CE04LW1HR47M	ELECTRO 0.47UF 50WV	MM2H	
C805			CC73GCH1H220J	CHIP C 22PF J		
C806			CE04LW1HR47M	ELECTRO 0.47UF 50WV	MM2H	
C807			CK73GB1H102K	CHIP C 1000PF K		
C808			CE04LW1HR47M	ELECTRO 0.47UF 50WV	MM2H	
C809			CK73GB1H102K	CHIP C 1000PF K		
C810-2			CE04LW1C100M	ELECTRO 10UF 16WV	MM2H	
C813			CE04LW1C470M	ELECTRO 47UF 16WV		
C814			CE04LW1HR10M	ELECTRO 0.10UF 50WV	MM2H	
C816			CK73GB1C104K	CHIP C 0.10UF K		
C817,8			CK45FB1C103K	CERAMIC 0.010UF K		
C819,20			CK73GB1H472K	CHIP C 4700PF K		
C831			CE04KW1C470M	ELECTRO 47UF 16WV		
C832			CK73GB1H103K	CHIP C 0.010UF K		
C833-5			CC73GCH1H101J	CHIP C 100PF J		
C836,7			CK45FB1H473K	CERAMIC 0.047UF K		
C838			CK45FB1E103K	CERAMIC 0.010UF K		
C839			CE04LW1H010M	ELECTRO 1.0UF 50WV		
N809			E41-0823-08	CONN 1.25MM 11 55124780		
N810			E35-3017-08	CONN 1.25MM 33 55129060		
NJ81			E63-1272-08	CON PHONO SCKT 55191980		
NJ83			E11-0957-08	CONN-PHJAC 3.5 55198170		
NJ84			E11-0957-08	CONN-PHJAC 3.5 55198170	MM2H	
L801		*	L31-0668-08	LF 47U0H +10% 55168840		
L816		*	L31-0668-08	LF 47U0H +10% 55168840		
J801			RK73GB1J000J	CHIP R 0 J 1/16W		
J803,4			RK73GB1J000J	CHIP R 0 J 1/16W		
J821			RK73GB1J000J	CHIP R 0 J 1/16W		
J823			RK73GB1J000J	CHIP R 0 J 1/16W		
J824			RK73GB1J000J	CHIP R 0 J 1/16W		
J841			RK73GB1J000J	CHIP R 0 J 1/16W		
R801			RK73GB1J102J	CHIP R 1.0K J 1/16W		
R802			RK73GB1J820J	CHIP R 82 J 1/16W		
R803,4			RK73GB1J221J	CHIP R 220 J 1/16W		
R805			RK73GB1J122J	CHIP R 1.2K J 1/16W		
R806			RK73GB1J152J	CHIP R 1.5K J 1/16W		
R807			RK73GB1J223J	CHIP R 22K J 1/16W		
R808			RK73GB1J822J	CHIP R 8.2K J 1/16W		

L : Scandinavia K : USA P : Canada R : Mexico C : China I : Malaysia
Y : PX(Far East,Hawaii) T : England E : Europe G : Germany V : China(Shanghai)
Y : AAFES(Europe) X : Australia Q : Russia H : Korea M : Other Areas Δ indicates safety critical components .

* New Parts
Parts without **Parts No.** are not supplied.
Les articles non mentionnés dans le **Parts No.** ne sont pas fournis.
Teile ohne **Parts No.** werden nicht geliefert.

8

Ref. No	Add-ress	New Parts	Parts No.	Description	Desti-nation	Re-marks
R809,10			RK73GB1J224J	CHIP R 220K J 1/16W		
R811			RK73GB1J222J	CHIP R 2.2K J 1/16W		
R812			RK73GB1J103J	CHIP R 10K J 1/16W	MM2H	
R813			RK73GB1J222J	CHIP R 2.2K J 1/16W	MM2H	
R814,5			RK73GB1J104J	CHIP R 100K J 1/16W	MM2H	
R816			RK73GB1J102J	CHIP R 1.0K J 1/16W		
R817			RK73GB1J101J	CHIP R 100 J 1/16W		
R818			RK73GB1J823J	CHIP R 82K J 1/16W	MM2H	
R819			RK73GB1J102J	CHIP R 1.0K J 1/16W	MM2H	
R820,1			RK73GB1J153J	CHIP R 15K J 1/16W		
R822,3			RK73GB1J010J	CHIP R 1 J 1/16W		
R824			RK73GB1J221J	CHIP R 220 J 1/16W	MM2H	
R825			RK73GB1J102J	CHIP R 1.0K J 1/16W	MM2H	
R826,7			RK73GB1J104J	CHIP R 100K J 1/16W	MM2H	
R831			RK73GB1J103J	CHIP R 10K J 1/16W		
R832			RK73GB1J471J	CHIP R 470 J 1/16W		
R833			RK73GB1J102J	CHIP R 1.0K J 1/16W		
R834,5			RK73GB1J103J	CHIP R 10K J 1/16W		
R836			RK73GB1J102J	CHIP R 1.0K J 1/16W		
R837			RK73GB1J101J	CHIP R 100 J 1/16W		
R838			RK73GB1J102J	CHIP R 1.0K J 1/16W		
R841-6			RK73GB1J181J	CHIP R 180 J 1/16W		
R848			RK73GB1J102J	CHIP R 1.0K J 1/16W		
R849			RK73GB1J122J	CHIP R 1.2K J 1/16W		
R850			RK73GB1J152J	CHIP R 1.5K J 1/16W		
R851			RK73GB1J222J	CHIP R 2.2K J 1/16W		
R852			RK73GB1J272J	CHIP R 2.7K J 1/16W		
R853			RK73GB1J104J	CHIP R 100K J 1/16W		
R854			RK73GB1J332J	CHIP R 3.3K J 1/16W		
R855			RK73GB1J562J	CHIP R 5.6K J 1/16W		
R881-99			RK73GB1J104J	CHIP R 100K J 1/16W		
RV81			R32-0105-08	VOLUME RK09K12 55146550	MM2H	
S831-40		*	S70-0087-08	SWITACT VERTIC 55145270		
S841		*	S90-0152-08	SWIPUSH VERTIC 55155850		
S842		*	T99-0668-08	PR-ROT 10KO OH 55191680		
D801			1SS355	D-SLP 1SS355	MM2H	
D802-8			UDZ5.1	D-ZENER UDZ 5.1		
D809			1SS355	D-SLP 1SS355	MM2H	
D811,2			UDZ5.1	D-ZENER UDZ 5.1		
D830			1SS355	D-SLP 1SS355		
D831,2			1N4148	D-SLP 1N4148		
D833-8			B30-2638-08	D-LEM L-7104SR 55192130		
DP81			HNV-11SM18	DISPLAY HNV-11 55161410		
IC81			BU4094BF	IC(8bit SHIFT/STORE REGISTER)		
IC82			NJM2068M	IC-OPERAMP NJM2068M	MM2H	
Q831-5			DTC114YKA	TR-SSD DTC114YKA		
Q836			DTA114YKA	TR-SSD DTA114YKA		
X831			W02-2935-08	IC-REMOTE 55193920		
NJ82		*	W02-2961-08	IC-OPT 55311530		
MICROPROCESSOR PCB						
C501			CK73GB1C104K	CHIP C 0.10UF K		
C502			CK73GB1H223K	CHIP C 0.022UF K		
C503			CK73GB1C104K	CHIP C 0.10UF K		
C504			CK73GB1H102K	CHIP C 1000PF K		
C505			CE04LW1H010M	ELECTRO 1.0UF 50WV		

L : Scandinavia K : USA P : Canada R : Mexico C : China I : Malaysia
Y : PX(Far East,Hawaii) T : England E : Europe G : Germany V : China(Shanghai)
Y : AAFES(Europe) X : Australia Q : Russia H : Korea M : Other Areas Δ indicates safety critical components .

* New Parts

Parts without **Parts No.** are not supplied.
Les articles non mentionnés dans le **Parts No.** ne sont pas fournis.
Teile ohne **Parts No.** werden nicht geliefert.

9

Ref. No	Add-ress	New Parts	Parts No.	Description	Desti-nation	Re-marks
C506			CE04LW1A101M	ELECTRO 100UF 10WV		
C507			CE04LW1H2R2M	ELECTRO 2.2UF 50WV		
C508,9			CK73GB1H102K	CHIP C 1000PF K		
C551,2			CC73GCH1H221J	CHIP C 220PF J		
C553,4			CE04LW1C100M	ELECTRO 10UF 16WV		
C555,6			CK73GB1C104K	CHIP C 0.10UF K		
C557,8			CE04LW1A471M	ELECTRO 470UF 10WV		
C559,60			CE04LW1C100M	ELECTRO 10UF 16WV		
C561,2			CC73GCH1H101J	CHIP C 100PF J		
C563,4			CE04LW1A471M	ELECTRO 470UF 10WV		
C565			CK73GB1H223K	CHIP C 0.022UF K		
C588,9			CC73GCH1H101J	CHIP C 100PF J		
C590			CK73GB1C104K	CHIP C 0.10UF K		
C591			CE04LW1A471M	ELECTRO 470UF 10WV		
C592			CE04LW1E330M	ELECTRO 33UF 25WV		
C598,9			CK73GB1H102K	CHIP C 1000PF K		
N506			E41-0799-08	CONN 1.25MM 19 55129010		
N507			E41-0824-08	CONN 1.25MM 13 55124790		
N509			E41-0823-08	CONN 1.25MM 11 55124780		
N510			E35-3017-08	CONN 1.25MM 33 55129060		
N511			E40-8777-08	CONN 2.0MM 5 M 55123320		
NJ51		*	E63-1289-08	CON PHONO SCKT 55115040		
NJ52		*	E63-1290-08	CON PHONO SCKT 55181170		
NJ53		*	E63-1243-08	CON DIN SCKT M 55149520		
L501		*	L31-0668-08	LF 47U0H +10% 55168840		
Y501		*	L77-2355-08	CRESONATOR 10M 55126140		
J501			RK73GB1J000J	CHIP R 0 J 1/16W	YMM2H	
J502			RK73GB1J000J	CHIP R 0 J 1/16W	KPYXM	
J502			RK73GB1J000J	CHIP R 0 J 1/16W	M2H	
J551			RK73GB1J000J	CHIP R 0 J 1/16W	ET	
J593			RK73GB1J000J	CHIP R 0 J 1/16W		
R501,2			RK73GB1J103J	CHIP R 10K J 1/16W		
R504,5			RK73GB1J102J	CHIP R 1.0K J 1/16W		
R512,3			RK73GB1J102J	CHIP R 1.0K J 1/16W		
R514-7			RK73GB1J103J	CHIP R 10K J 1/16W		
R518,9			RK73GB1J472J	CHIP R 4.7K J 1/16W		
R520,1			RK73GB1J473J	CHIP R 47K J 1/16W		
R522			RK73GB1J104J	CHIP R 100K J 1/16W		
R523			RK73GB1J103J	CHIP R 10K J 1/16W		
R526-8			RK73GB1J103J	CHIP R 10K J 1/16W		
R529			RK73GB1J104J	CHIP R 100K J 1/16W		
R530			RK73GB1J103J	CHIP R 10K J 1/16W		
R531			RK73GB1J103J	CHIP R 10K J 1/16W	ET	
R532			RK73GB1J122J	CHIP R 1.2K J 1/16W		
R533			RK73GB1J100J	CHIP R 10 J 1/16W		
R534,5			RK73GB1J470J	CHIP R 47 J 1/16W		
R536			RK73GB1J104J	CHIP R 100K J 1/16W		
R537,8			RK73GB1J103J	CHIP R 10K J 1/16W		
R539			RK73GB1J331J	CHIP R 330 J 1/16W		
R540			RK73GB1J272J	CHIP R 2.7K J 1/16W		
R541			RK73GB1J392J	CHIP R 3.9K J 1/16W	ETX	
R542			RK73GB1J122J	CHIP R 1.2K J 1/16W	ETM2	
R542			RK73GB1J392J	CHIP R 3.9K J 1/16W	MH	
R542			RK73GB1J472J	CHIP R 4.7K J 1/16W	X	

L : Scandinavia K : USA P : Canada R : Mexico C : China I : Malaysia
Y : PX(Far East,Hawaii) T : England E : Europe G : Germany V : China(Shanghai)
Y : AAFES(Europe) X : Australia Q : Russia H : Korea M : Other Areas Δ indicates safety critical components .

* New Parts

Parts without **Parts No.** are not supplied.
Les articles non mentionnés dans le **Parts No.** ne sont pas fournis.
Teile ohne **Parts No.** werden nicht geliefert.

10

Ref. No	Add-ress	New Parts	Parts No.	Description	Desti-nation	Re-marks
R543			RK73GB1J103J	CHIP R 10K J 1/16W		
R549			RK73GB1J103J	CHIP R 10K J 1/16W		
R550			RK73GB1J563J	CHIP R 56K J 1/16W		
R551			RK73GB1J820J	CHIP R 82 J 1/16W		
R552			RK73GB1J820J	CHIP R 82 J 1/16W		
R558-60			RK73GB1J103J	CHIP R 10K J 1/16W		
R561,2			RK73GB1J750J	CHIP R 75 J 1/16W		
R563			RK73GB1J104J	CHIP R 100K J 1/16W		
R579,80			RK73GB1J103J	CHIP R 10K J 1/16W		
R585			RK73GB1J103J	CHIP R 10K J 1/16W		
R586,687			RK73GB1J221J	CHIP R 220 J 1/16W		
R588,689			RK73GB1J224J	CHIP R 220K J 1/16W		
D501			1N4148	D-SLP 1N4148		
D502-6			1SS355	D-SLP 1SS355		
D507			1N4148	D-SLP 1N4148		
D551,2			1N4148	D-SLP 1N4148		
IC51		*	CXP82860-366Q	IC-MICROCONT CXP82860-366Q		
IC52			M24C02WMN6	IC-EEPROM M24C02WMN6		
IC53			NJM2296	IC-SWITCH NJM2296		
Q501			KTC3875Y	TR-SLPSWA KTC3875Y		
DVD PCB						
C601			CK73GB1C104K	CHIP C 0.10UF K	M2H	
C601			CK73GB1C104K	CHIP C 0.10UF K	YETXM	
C602-4			CK73GB1C104K	CHIP C 0.10UF K	M2H	
C602-4			CK73GB1C104K	CHIP C 0.10UF K	YETXM	
C605,6			CE04LW1C101M	ELECTRO 100UF 16WV	M2H	
C605,6			CE04LW1C101M	ELECTRO 100UF 16WV	YETXM	
C611			CE04LW1H010M	ELECTRO 1.0UF 50WV		
C612-5			CE04LW1C101M	ELECTRO 100UF 16WV		
C616,7			CE04LW1C470M	ELECTRO 47UF 16WV		
C618			CE04LW1C101M	ELECTRO 100UF 16WV		
C619			CE04LW1H010M	ELECTRO 1.0UF 50WV		
C620			CE04LW1C101M	ELECTRO 100UF 16WV		
C621			CE04LW0J471M	ELECTRO 470UF 6.3WV		
C622-7			CE04LW1C470M	ELECTRO 47UF 16WV		
C628			CE04LW1C101M	ELECTRO 100UF 16WV		
C629			CE04LW1C470M	ELECTRO 47UF 16WV		
C630			CE04LW0J471M	ELECTRO 470UF 6.3WV		
C631			CE04LW1C100M	ELECTRO 10UF 16WV		
C632,3			CE04LW1C101M	ELECTRO 100UF 16WV		
C634			CE04LW0J471M	ELECTRO 470UF 6.3WV		
C635,6			CE04LW1C100M	ELECTRO 10UF 16WV	MM2H	
C637			CE04LW1H010M	ELECTRO 1.0UF 50WV		
C638			CE04LW1C100M	ELECTRO 10UF 16WV		
C639			CE04LW1C101M	ELECTRO 100UF 16WV		
C640			CK73GB1C104K	CHIP C 0.10UF K		
C641			CK73GB1H471K	CHIP C 470PF K		
C642-4			CK73GB1C104K	CHIP C 0.10UF K		
C645,6			CK73GB1H222K	CHIP C 2200PF K		
C647,8			CK73GB1H331K	CHIP C 330PF K		
C649			CC73GCH1H200J	CHIP C 20PF J		
C650,1			CC73GCH1H240J	CHIP C 24PF J		
C652-4			CK73GB1C104K	CHIP C 0.10UF K		
C655,6			CK73GB1H103K	CHIP C 0.010UF K		

L : Scandinavia K : USA P : Canada R : Mexico C : China I : Malaysia
Y : PX(Far East,Hawaii) T : England E : Europe G : Germany V : China(Shanghai)
Y : AAFES(Europe) X : Australia Q : Russia H : Korea M : Other Areas Δ indicates safety critical components .

PARTS LIST

DVR-6100/6100K

* New Parts
Parts without **Parts No.** are not supplied.
Les articles non mentionnés dans le **Parts No.** ne sont pas fournis.
Teile ohne **Parts No.** werden nicht geliefert.

11

Ref. No	Add-ress	New Parts	Parts No.	Description	Desti-nation	Re-marks
C657,8			CK73GB1C104K	CHIP C	0.10UF	K
C659			CK73GB1H103K	CHIP C	0.010UF	K
C660-3			CC73GCH1H100D	CHIP C	10PF	D
C664			CK73GB1C104K	CHIP C	0.10UF	K
C665			CK73GB1H103K	CHIP C	0.010UF	K
C666-8			CK73GB1C104K	CHIP C	0.10UF	K
C669,70			CC73GCH1H680J	CHIP C	68PF	J
C671-80			CK73GB1C104K	CHIP C	0.10UF	K
C681,2			CC73GCH1H101J	CHIP C	100PF	J
C683-6			CK73GB1C104K	CHIP C	0.10UF	K
C687-9			CK73GB1H561K	CHIP C	560PF	K
C690			CC73GCH1H100D	CHIP C	10PF	D
C692-4			CK73GB1C104K	CHIP C	0.10UF	K
C695,6			CK73GB1H104K	CHIP C	0.10UF	K
C697			CK73GB1C104K	CHIP C	0.10UF	K
C698-703			CC73GCH1H100D	CHIP C	10PF	D
C704,5			CC73GCH1H470J	CHIP C	47PF	J
C706,7			CE04LW1C100M	ELECTRO	10UF	16WV
C708-10			CK73GB1C104K	CHIP C	0.10UF	K
C711			CE04LW1C100M	ELECTRO	10UF	16WV
C712			CK73GB1C104K	CHIP C	0.10UF	K
C713			CE04LW1C100M	ELECTRO	10UF	16WV
C714			CK73GB1C104K	CHIP C	0.10UF	K
C715			CE04LW1C101M	ELECTRO	100UF	16WV
C716-9			CC73GCH1H100D	CHIP C	10PF	D
N601			E40-8771-08	CONN 2.5MM 02	55164790	
N602,3			E35-3010-08	CONN 1.0MM 15	55125910	
N604,5			E41-0800-08	CONN 1.25MM 19	55124760	
L601			L32-1047-08	FBEAD SURFACE	55126670	
L602			L32-1049-08	LF-SMD 22U0H +	14039360	
L603-5			L32-1046-08	LF-SMD 2U2H +1	14041740	
L606,7			L32-1047-08	FBEAD SURFACE	55126670	
L608			L32-1047-08	FBEAD SURFACE	55126670	
L609			L32-1046-08	LF-SMD 2U2H +1	14041740	
L610			L32-1049-08	LF-SMD 22U0H +	14039360	
L611			L32-1047-08	FBEAD SURFACE	55126670	
L616			L32-1049-08	LF-SMD 22U0H +	14039360	
L617			L32-1046-08	LF-SMD 2U2H +1	14041740	MM2H
L618,9			L32-1046-08	LF-SMD 2U2H +1	14041740	MM2H
Y601			L77-2326-08	FILQZ 27M0 HZ	55128980	
L612-4			RK73GB1J000J	CHIP R	0	J 1/16W
L612-4			RK73GB1J000J	CHIP R	0	J 1/16W
R601-11			R90-1333-08	LADDER R	47	J 1/16W
R612,3			RK73GB1J750J	CHIP R	75	J 1/16W
R612,3			RK73GB1J750J	CHIP R	75	J 1/16W
R615-8			RK73GB1J470J	CHIP R	47	J 1/16W
R619-24			RK73GB1J331J	CHIP R	330	J 1/16W
R625-32			RK73GB1J470J	CHIP R	47	J 1/16W
R633			RK73GB1J430J	CHIP R	43	J 1/16W
R634-9			RK73GB1J473J	CHIP R	47K	J 1/16W
R640-2			RK73GB1J103J	CHIP R	10K	J 1/16W
R643,4			RK73GB1J472J	CHIP R	4.7K	J 1/16W
R645			RK73GB1J103J	CHIP R	10K	J 1/16W
R646			RK73GB1J470J	CHIP R	47	J 1/16W
R647			RK73GB1J102J	CHIP R	1.0K	J 1/16W

L : Scandinavia K : USA P : Canada R : Mexico C : China I : Malaysia
Y : PX(Far East,Hawaii) T : England E : Europe G : Germany V : China(Shanghai)
Y : AAFES(Europe) X : Australia Q : Russia H : Korea M : Other Areas Δ indicates safety critical components.

* New Parts
Parts without **Parts No.** are not supplied.
Les articles non mentionnés dans le **Parts No.** ne sont pas fournis.
Teile ohne **Parts No.** werden nicht geliefert.

12

Ref. No	Add-ress	New Parts	Parts No.	Description	Desti-nation	Re-marks
R648			RK73GB1J103J	CHIP R	10K	J 1/16W
R649,50			RK73GB1J470J	CHIP R	47	J 1/16W
R651			RK73GB1J100J	CHIP R	10	J 1/16W
R652,3			RK73GB1J470J	CHIP R	47	J 1/16W
R654,5			RK73GB1J182J	CHIP R	1.8K	J 1/16W
R656,7			RK73GB1J101J	CHIP R	100	J 1/16W
R658,9			RK73GB1J103J	CHIP R	10K	J 1/16W
R660,1			RK73GB1J470J	CHIP R	47	J 1/16W
R662			RK73GB1J103J	CHIP R	10K	J 1/16W
R663,4			RK73GB1J470J	CHIP R	47	J 1/16W
R665,6			RK73GB1J473J	CHIP R	47K	J 1/16W
R667,8			RK73GB1J562J	CHIP R	5.6K	J 1/16W
R669			RK73GB1J470J	CHIP R	47	J 1/16W
R670,1			RK73GB1J392J	CHIP R	3.9K	J 1/16W
R672			RK73GB1J470J	CHIP R	47	J 1/16W
R673,4			RK73GB1J912J	CHIP R	9.1K	J 1/16W
R675-8			RK73GB1J470J	CHIP R	47	J 1/16W
R679			RK73GB1J824J	CHIP R	820K	J 1/16W
R680-2			RK73GB1J470J	CHIP R	47	J 1/16W
R683,4			RK73GB1J103J	CHIP R	10K	J 1/16W
R685			RK73GB1J470J	CHIP R	47	J 1/16W
R686			RK73GB1J101J	CHIP R	100	J 1/16W
R687			RK73GB1J560J	CHIP R	56	J 1/16W
R688			RK73GB1J105J	CHIP R	1.0M	J 1/16W
R689-91			RK73GB1J750J	CHIP R	75	J 1/16W
R689-91			RK73GB1J750J	CHIP R	75	J 1/16W
R692			RK73GB1J473J	CHIP R	47K	J 1/16W
R692			RK73GB1J473J	CHIP R	47K	J 1/16W
R693			RK73GB1J472J	CHIP R	4.7K	J 1/16W
R693			RK73GB1J472J	CHIP R	4.7K	J 1/16W
R694			RK73FB2A274J	CHIP R	270K	J 1/10W
R694			RK73FB2A274J	CHIP R	270K	J 1/10W
R695-8			R90-1333-08	LADDER R	47	J 1/16W
R699			RK73GB1J562J	CHIP R	5.6K	J 1/16W
R700			RK73GB1J103J	CHIP R	10K	J 1/16W
R701			RK73GB1J103J	CHIP R	10K	J 1/16W
R702			RK73GB1J470J	CHIP R	47	J 1/16W
R741			RK73GB1J683J	CHIP R	68K	J 1/16W
R742			RK73GB1J473J	CHIP R	47K	J 1/16W
R743,4			RK73FB2A2002F	CHIP R	20.0K	F 1/10W
R745			RK73GB1J472J	CHIP R	4.7K	J 1/16W
R745			RK73GB1J472J	CHIP R	4.7K	J 1/16W
R746,7			RK73GB1J103J	CHIP R	10K	J 1/16W
R748			RK73GB1J100J	CHIP R	10	J 1/16W
R749			RK73GB1J103J	CHIP R	10K	J 1/16W
R750,1			RK73GB1J750J	CHIP R	75	J 1/16W
R752			RK73GB1J103J	CHIP R	10K	J 1/16W
R753			RK73GB1J470J	CHIP R	47	J 1/16W
R754			RK73GB1J470J	CHIP R	47	J 1/16W
R755,6			RK73GB1J104J	CHIP R	100K	J 1/16W
R757			RK73GB1J470J	CHIP R	47	J 1/16W
R758,9			RK73GB1J102J	CHIP R	1.0K	J 1/16W
R760-3			RK73GB1J472J	CHIP R	4.7K	J 1/16W
R764			RK73GB1J473J	CHIP R	47K	J 1/16W
R765			RK73GB1J000J	CHIP R	0	J 1/16W

L : Scandinavia K : USA P : Canada R : Mexico C : China I : Malaysia
Y : PX(Far East,Hawaii) T : England E : Europe G : Germany V : China(Shanghai)
Y : AAFES(Europe) X : Australia Q : Russia H : Korea M : Other Areas Δ indicates safety critical components.

* New Parts

Parts without **Parts No.** are not supplied.
Les articles non mentionnés dans le **Parts No.** ne sont pas fournis.
Teile ohne **Parts No.** werden nicht geliefert.

13

Ref. No	Add-ress	New Parts	Parts No.	Description	Desti-nation	Re-marks
R766			RK73GB1J471J	CHIP R 470 J 1/16W		
R767-9			RK73GB1J470J	CHIP R 47 J 1/16W		
R770			RK73GB1J473J	CHIP R 47K J 1/16W		
R771,2			RK73GB1J471J	CHIP R 470 J 1/16W		
R773-5			RK73GB1J103J	CHIP R 10K J 1/16W		
R776,7			RK73GB1J220J	CHIP R 22 J 1/16W		
R778			RK73GB1J562J	CHIP R 5.6K J 1/16W		
R779			RK73GB1J182J	CHIP R 1.8K J 1/16W		
R780-2			RK73GB1J470J	CHIP R 47 J 1/16W		
R783			RK73GB1J330J	CHIP R 33 J 1/16W		
R784			RK73GB1J330J	CHIP R 33 J 1/16W		
R785			RK73GB1J473J	CHIP R 47K J 1/16W		
R786-93			RK73GB1J470J	CHIP R 47 J 1/16W	MM2H	
R794			RK73GB1J103J	CHIP R 10K J 1/16W	MM2H	
R795			RK73GB1J472J	CHIP R 4.7K J 1/16W		
R797			RK73GB1J430J	CHIP R 43 J 1/16W		
D601			1N5232B	D-ZENER 1N5232B		
D602			RB441Q-40	D-SLP RB441Q-40		
D603,4			1N4148	D-SLP 1N4148		
D605			UD22.2B	D-ZENER UD2 2.2 B		
D606			1S5355	D-SLP 1S5355		
IC 61			STI5508	IC-VIDEOPROC STI5508	MM2H	
IC 61			STI5519	IC-VIDEOPROC STI5519	KPYETX	
IC 62			M24C02WMN6	IC-EEPROM M24C02WMN6		
IC 63			HY57V641620HGT	IC-DRAM 100M0 HY57V641620HGT-H		
IC 64			WM8728	IC-CONV WM8728		
IC 65			BA4560F	IC-OPERAMP BA4560F		
IC 66			M29W800AT	IC-MEMFLASH M29W800AT90N1		
IC 66			SST39VF800A904	IC-MEMFLASH SST39VF800A-90-		
IC 66			TMS29LF80	IC-MEMFLASH TMS29		
IC 67			M74HCU04M1R	IC-LOGIC M74HCU04M1R		
IC 68			MM1540AFBE	IC(75 Ω X2 DRIVER FOR DVD)	M2H	
IC 68			MM1540AFBE	IC(75 Ω X2 DRIVER FOR DVD)	YETXM	
IC 69			FAN8082	IC-MOTORCIR FAN8082		
IC 70			WM8739EDS	IC-CONV WM8739EDS	MM2H	
Q601,2			KTC3875Y	TR-SLPSWA KTC3875Y		
Q603,4			DTC323TK	TR-SSD DTC323TK		
Q605			KRA107S	TR-SSD KRA107S		
Q606			KTC3875Y	TR-SLPSWA KTC3875Y	M2H	
Q606			KTC3875Y	TR-SLPSWA KTC3875Y	YETXM	
Q607			KTC3875Y	TR-SLPSWA KTC3875Y		
Q608			KTA1504Y	TR-SLPSWA KTA1504Y		
Q609			DTC114YKA	TR-SSD DTC114YKA		
DSP PCB						
C301			CK73GB1H102K	CHIP C 1000PF K		
C302			CK73GB1H103K	CHIP C 0.010UF K		
C303-5			CK73GB1H102K	CHIP C 1000PF K		
C306			CC73GCH1H221J	CHIP C 220PF J		
C307			CK73GB1H103K	CHIP C 0.010UF K		
C308			CK73GB1C224K	CHIP C 0.22UF K		
C309			CK73GB1H103K	CHIP C 0.010UF K		
C310			CK73GB1H122K	CHIP C 1200PF K		
C312-18			CK73GB1H102K	CHIP C 1000PF K		
C319			CK73GB1H473K	CHIP C 0.047UF K		

L : Scandinavia K : USA P : Canada R : Mexico C : China I : Malaysia
Y : PX(Far East,Hawaii) T : England E : Europe G : Germany V : China(Shanghai)
Y : AAFES(Europe) X : Australia Q : Russia H : Korea M : Other Areas Δ indicates safety critical components .

* New Parts

Parts without **Parts No.** are not supplied.
Les articles non mentionnés dans le **Parts No.** ne sont pas fournis.
Teile ohne **Parts No.** werden nicht geliefert.

14

Ref. No	Add-ress	New Parts	Parts No.	Description	Desti-nation	Re-marks
C320,21			CK73GB1H102K	CHIP C 1000PF K		
C322			CC73GCH1H101J	CHIP C 100PF J		
C323			CK73GB1H222K	CHIP C 2200PF K		
C324			CK73GB1C104K	CHIP C 0.10UF K		
C325,6			CC73GCH1H101J	CHIP C 100PF J		
C327			CK73GB1H222K	CHIP C 2200PF K		
C329			CK73GB1C104K	CHIP C 0.10UF K		
C330			CC73GCH1H221J	CHIP C 220PF J		
C331-7			CK73GB1H102K	CHIP C 1000PF K		
C338			CK73GB1H122K	CHIP C 1200PF K		
C339			CK73GB1H153K	CHIP C 0.015UF K		
C340,1			CK73GB1H122K	CHIP C 1200PF K		
C342			CK73GB1C104K	CHIP C 0.10UF K		
C343			CK73GB1H122K	CHIP C 1200PF K		
C344-6			CK73GB1C104K	CHIP C 0.10UF K		
C347			CC73GCH1H221J	CHIP C 220PF J		
C348			CK73GB1H332K	CHIP C 3300PF K		
C349-51			CC73GCH1H221J	CHIP C 220PF J		
C352			CC73GCH1H101J	CHIP C 100PF J		
C353-5			CK73GB1H102K	CHIP C 1000PF K		
C356			CK73GB1C104K	CHIP C 0.10UF K		
C357			CK73GB1H473K	CHIP C 0.047UF K		
C358			CK73GB1C104K	CHIP C 0.10UF K		
C359			CK73GB1H473K	CHIP C 0.047UF K		
C360			CC73GCH1H101J	CHIP C 100PF J		
C362-7			CK73GB1C104K	CHIP C 0.10UF K		
C368			CK73GB1H333K	CHIP C 0.033UF K		
C369-78			CK73GB1C104K	CHIP C 0.10UF K		
C379			CC73GCH1H470J	CHIP C 47PF J		
C380			CC73GCH1H221J	CHIP C 220PF J		
C381			CC73GCH1H470J	CHIP C 47PF J		
C382-6			CK73GB1C104K	CHIP C 0.10UF K		
C387			CC73GCH1H470J	CHIP C 47PF J		
C388-90			CE04LW1C100M	ELECTRO 10UF 16WV		
C391			CE04LW1H2R2M	ELECTRO 2.2UF 50WV		
C392			CE04LW1C470M	ELECTRO 47UF 16WV		
C393			CE04LW1A101M	ELECTRO 100UF 10WV		
C394,5			CE04LW1C100M	ELECTRO 10UF 16WV		
C396			CE04LW1H2R2M	ELECTRO 2.2UF 50WV		
C397			CE04LW1C470M	ELECTRO 47UF 16WV		
C398			CE04LW1C100M	ELECTRO 10UF 16WV		
C399			CE04LW1H010M	ELECTRO 1.0UF 50WV		
C400,1			CE04LW1C100M	ELECTRO 10UF 16WV		
C402			CE04LW1H010M	ELECTRO 1.0UF 50WV		
C403,4			CE04LW1C100M	ELECTRO 10UF 16WV		
C405			CE04LW1H4R7M	ELECTRO 4.7UF 50WV		
C406			CE04LW1A101M	ELECTRO 100UF 10WV		
C407-13			CE04LW1C100M	ELECTRO 10UF 16WV		
C414,5			CE04LW1C221M	ELECTRO 220UF 16WV		
C417			CE04LW1C470M	ELECTRO 47UF 16WV		
C418-20			CE04KW0J102M	ELECTRO 1000UF 6.3WV		
C427,8			CC73GCH1H220J	CHIP C 22PF J		
NJ34			E63-1244-08	CON PHONO SCKT 55164750		
L301-3			L92-0556-08	FBEAD SURFACE 55126690		

L : Scandinavia K : USA P : Canada R : Mexico C : China I : Malaysia
Y : PX(Far East,Hawaii) T : England E : Europe G : Germany V : China(Shanghai)
Y : AAFES(Europe) X : Australia Q : Russia H : Korea M : Other Areas Δ indicates safety critical components .

PARTS LIST

DVR-6100/6100K

* New Parts
 Parts without **Parts No.** are not supplied.
 Les articles non mentionnés dans le **Parts No.** ne sont pas fournis.
 Teile ohne **Parts No.** werden nicht geliefert.

15

Ref. No	Add-ress	New Parts	Parts No.	Description	Desti-nation	Re-marks
L314			L92-0557-08	LF-SMD 33U0H + 55185090		
L317			L92-0557-08	LF-SMD 33U0H + 55185090		
L318-25			L92-0556-08	FBEAD SURFACE 55126690		
L326-8			L32-1047-08	FBEAD SURFACE 55126670		
Y301		*	W02-2962-08	VCXO 12M288 HZ 55348350		
L304			RK73FB2A000J	CHIP R 0 J 1/10W		
L306			RK73FB2A000J	CHIP R 0 J 1/10W		
L308-11			RK73FB2A000J	CHIP R 0 J 1/10W		
L312			RK73GB1J131J	CHIP R 130 J 1/16W		
L313			RK73FB2A000J	CHIP R 0 J 1/10W		
R301			RK73GB1J104J	CHIP R 100K J 1/16W		
R302			RK73GB1J750J	CHIP R 75 J 1/16W		
R303			RK73GB1J682J	CHIP R 6.8K J 1/16W		
R304			RK73GB1J471J	CHIP R 470 J 1/16W		
R305			RK73GB1J561J	CHIP R 560 J 1/16W		
R306			RK73GB1J103J	CHIP R 10K J 1/16W		
R307			RK73GB1J472J	CHIP R 4.7K J 1/16W		
R308			RK73GB1J471J	CHIP R 470 J 1/16W		
R309			RK73GB1J272J	CHIP R 2.7K J 1/16W		
R310			RK73GB1J821J	CHIP R 820 J 1/16W		
R311			RK73GB1J123J	CHIP R 12K J 1/16W		
R312			RK73GB1J472J	CHIP R 4.7K J 1/16W		
R313			RK73GB1J103J	CHIP R 10K J 1/16W		
R314			RK73GB1J333J	CHIP R 33K J 1/16W		
R315.6			RK73GB1J472J	CHIP R 4.7K J 1/16W		
R317			RK73GB1J104J	CHIP R 100K J 1/16W		
R318			RK73GB1J682J	CHIP R 6.8K J 1/16W		
R319.20			RK73GB1J471J	CHIP R 470 J 1/16W		
R321			RK73GB1J272J	CHIP R 2.7K J 1/16W		
R322			RK73GB1J821J	CHIP R 820 J 1/16W		
R323			RK73GB1J104J	CHIP R 100K J 1/16W		
R324			RK73GB1J562J	CHIP R 5.6K J 1/16W		
R325			RK73GB1J471J	CHIP R 470 J 1/16W		
R326			RK73GB1J472J	CHIP R 4.7K J 1/16W		
R327			RK73GB1J471J	CHIP R 470 J 1/16W		
R328			RK73GB1J272J	CHIP R 2.7K J 1/16W		
R329			RK73GB1J821J	CHIP R 820 J 1/16W		
R330			RK73GB1J104J	CHIP R 100K J 1/16W		
R331			RK73GB1J471J	CHIP R 470 J 1/16W		
R332			RK73GB1J272J	CHIP R 2.7K J 1/16W		
R333			RK73GB1J473J	CHIP R 47K J 1/16W		
R334.5			RK73GB1J103J	CHIP R 10K J 1/16W		
R337.8			RK73GB1J151J	CHIP R 150 J 1/16W		
R339			RK73GB1J203J	CHIP R 20K J 1/16W		
R340			RK73GB1J473J	CHIP R 47K J 1/16W		
R341-3			RK73GB1J103J	CHIP R 10K J 1/16W		
R344.5			RK73GB1J151J	CHIP R 150 J 1/16W		
R346.7			RK73GB1J103J	CHIP R 10K J 1/16W		
R348			RK73GB1J100J	CHIP R 10 J 1/16W		
R349			RK73GB1J222J	CHIP R 2.2K J 1/16W		
R350			RK73GB1J131J	CHIP R 130 J 1/16W		
R351			RK73GB1J104J	CHIP R 100K J 1/16W		
R352			RK73GB1J682J	CHIP R 6.8K J 1/16W		
R353.4			RK73GB1J471J	CHIP R 470 J 1/16W		
R355			RK73GB1J123J	CHIP R 12K J 1/16W		

L : Scandinavia K : USA P : Canada R : Mexico C : China I : Malaysia
 Y : PX(Far East,Hawaii) T : England E : Europe G : Germany V : China(Shanghai)
 Y : AAFES(Europe) X : Australia Q : Russia H : Korea M : Other Areas Δ indicates safety critical components .

* New Parts
 Parts without **Parts No.** are not supplied.
 Les articles non mentionnés dans le **Parts No.** ne sont pas fournis.
 Teile ohne **Parts No.** werden nicht geliefert.

16

Ref. No	Add-ress	New Parts	Parts No.	Description	Desti-nation	Re-marks
R356			RK73GB1J473J	CHIP R 47K J 1/16W		
R357			RK73GB1J272J	CHIP R 2.7K J 1/16W		
R358			RK73GB1J821J	CHIP R 820 J 1/16W		
R359			RK73GB1J104J	CHIP R 100K J 1/16W		
R360			RK73GB1J682J	CHIP R 6.8K J 1/16W		
R361			RK73GB1J101J	CHIP R 100 J 1/16W		
R362.3			RK73GB1J471J	CHIP R 470 J 1/16W		
R364.5			RK73GB1J472J	CHIP R 4.7K J 1/16W		
R366			RK73GB1J272J	CHIP R 2.7K J 1/16W		
R367-9			RK73GB1J103J	CHIP R 10K J 1/16W		
R370			RK73GB1J821J	CHIP R 820 J 1/16W		
R371-5			RK73GB1J472J	CHIP R 4.7K J 1/16W		
R376-9			RK73GB1J123J	CHIP R 12K J 1/16W		
R381			RK73GB1J123J	CHIP R 12K J 1/16W		
R382			RK73GB1J203J	CHIP R 20K J 1/16W		
R383			RK73GB1J103J	CHIP R 10K J 1/16W		
R384			RK73GB1J682J	CHIP R 6.8K J 1/16W		
R385			RK73GB1J471J	CHIP R 470 J 1/16W		
R386			RK73GB1J821J	CHIP R 820 J 1/16W		
R387			RK73GB1J102J	CHIP R 1.0K J 1/16W		
R394			RK73GB1J151J	CHIP R 150 J 1/16W		
R395-401			RK73GB1J220J	CHIP R 22 J 1/16W		
R402.3			RK73GB1J3R3J	CHIP R 3.3 J 1/16W		
R404			RK73GB1J911J	CHIP R 910 J 1/16W		
R405.6			RK73GB1J101J	CHIP R 100 J 1/16W		
R407			RK73GB1J242J	CHIP R 2.4K J 1/16W		
R408-16			RK73GB1J100J	CHIP R 10 J 1/16W		
R417-19			RK73GB1J221J	CHIP R 220 J 1/16W		
R425.6			RK73GB1J620J	CHIP R 62 J 1/16W		
IC31		*	CS4228QFP44	IC COMM CS4228 QFP44		
IC32			AT27LV010A90JC	IC-EPROM AT27LV010A-90JC		
IC33			CS493263-CL	IC-LOWFREQ CS493263-CL		
IC34-8			KIA4558F	IC-OPERAMP KIA4558F		
IC39			CS8415A-CS	IC-LOWFREQ CS8415A-CS		
IC40.1			74VHC244MX	IC-LOGIC 74VHC244MX		
IC42.3			74VHC574MX	IC-LOGIC F/F 74VHC574MX		
Q301			KTA1504Y	TR-SLPSWA KTA1504Y		
NJ35			W02-2911-08	D-LEM TOTX178B 55125440		

L : Scandinavia K : USA P : Canada R : Mexico C : China I : Malaysia
 Y : PX(Far East,Hawaii) T : England E : Europe G : Germany V : China(Shanghai)
 Y : AAFES(Europe) X : Australia Q : Russia H : Korea M : Other Areas Δ indicates safety critical components .

HOW TO READ THE PARTS LIST
 ABBREVIATION OF MODEL AND MASS PRODUCTION'S DESTINATIONS

MODEL	ABB.	Australia	Canada	China	England	Europe	Germany	Korea	Malaysia
DVR-605	-	-	P	-	-	-	-	-	-
DVR-6100	-	X	-	-	T	E	-	-	-
DVR-6100K	-	-	-	-	-	-	-	H	-
MODEL	ABB.	Mexico	PX/AAFES	Russia	Scandinavia	Shanghai	USA	Other area	UAE
DVR-605	-	-	-	-	-	-	K	-	-
DVR-6100	-	-	Y	-	-	-	-	-	-
DVR-6100K	-	-	-	-	-	-	-	M	M2

DVR-6100/6100K PARTS LIST

DVR-6100/6100K

SPECIFICATIONS

Main unit

[Amplifier section]

Effective output power during STEREO operation	
1 kHz, 10 % T.H.D. at 6 Ω	40 W + 40 W
Effective output power during SURROUND operation	
Front (1 kHz, 10 % T.H.D. at 6 Ω)	40 W + 40 W
Center (1 kHz, 10 % T.H.D. at 6 Ω)	40 W
Subwoofer (100 Hz, 10 % T.H.D. at 6 Ω)	80 W
Surround (1 kHz, 10 % T.H.D. at 6 Ω)	40 W + 40 W
Input sensitivity / impedance	
VCR / SAT / CABLE / FRONT	600 mV / 68 kΩ
Output level / impedance	
VCR	600 mV / 470 Ω

[Tuner section]

FM tuner section	
Tuning frequency range	87.5 MHz ~ 108 MHz
AM Tuner section	
Tuning frequency range (for U.K., Europe and Australia)	531 kHz ~ 1,602 kHz
Tuning frequency range (for U.S.A. and Canada)	530 kHz ~ 1,700 kHz
Tuning frequency range (for other countries)	531 kHz ~ 1,602 kHz / 530 kHz ~ 1,610 kHz

[DVD/CD/VIDEO CD player section]

Laser	Semiconductor laser
Wow & Flutter	Less than unmeasurable Limit
Video output format (for U.S.A. and Canada)	NTSC
Video output format (for other countries)	NTSC/PAL
VIDEO OUTPUT	
Composite video output level/impedance	1 Vp-p (75 Ω)
S-video output	
Y output level/impedance	1 Vp-p (75 Ω)
C output level/impedance	
NTSC	0.286 Vp-p (75 Ω)
PAL	0.3 Vp-p (75 Ω)
Component video output (only for some areas)	
Y output level/impedance	1 Vp-p (75 Ω)
C/b output level/impedance	0.7 Vp-p (75 Ω)
C/r output level/impedance	0.7 Vp-p (75 Ω)
Compression format	MPEG1/MPEG2

[DIGITAL AUDIO section]

Sampling frequency	32 kHz, 44.1 kHz, 48 kHz
Input level/impedance/wave length	
Optical	-15 dBm ~ 21 dBm (660 nm ±30 nm)
Coaxial	0.6 Vp-p (75 Ω)
Digital output	-15 dBm ~ 21 dBm (Wave length 660 nm)

[General]

Power consumption	130 W (for U.S.A. and Canada) 130 W (for U.K.) 130 W (for other countries)
Dimensions	W: 440 mm (17-5/16") H: 93 mm (3-11/16") D: 410 mm (16-1/8")
Weight (net)	8.5 kg

KS-306DV Speakers

(Front/Surround) (for U.S.A and Canada)

Enclosure	Bass-Reflex type (Front Speaker Magnetically shielded)
-----------	---

Speaker configuration

Woofer	80 mm (3"), cone type
Tweeter	25 mm (1"), balanced dome type
Impedance	6 Ω
Maximum input power	40 W
Dimensions	W: 111 mm (4-3/8") H: 156 mm (6-1/8") D: 129 mm (5-1/16")

Weight (net)

Front speakers	0.9 kg (2.0 lb) (1 piece)
Surround speaker	0.8 kg (1.8 lb) (1 piece)

KS-306DV Speakers

(Center) (for U.S.A and Canada)

Enclosure	Acoustic Air Suspension type (Magnetically shielded)
Speaker configuration	
Woofer	80 mm (3"), cone type
Tweeter	25 mm (1"), balanced dome type
Impedance	6 Ω
Maximum input power	40 W
Dimensions	W: 252 mm (9-15/16") H: 111 mm (4-3/8") D: 129 mm (5-1/16")

Weight (net)

	1.1 kg (2.4 lb)
--	-----------------

SW-06DV Speaker

(Subwoofer) (for U.S.A and Canada)

Enclosure	Bass-reflex type (Magnetically shielded)
Speaker configuration	
Woofer	160 mm (6-1/2"), cone type
Impedance	6 Ω
Maximum input power	80 W
Dimensions	W: 120 mm (8-11/16") H: 350 mm (13-3/4") D: 355 mm (14")

Weight (net)

	5.9 kg
--	--------

KSW-6100 Speakers

(Front/Center/Rear) (for other countries)

Enclosure	Acoustic Air Suspension type (Magnetically shielded)
Speaker configuration	
Fullrange	50 mm, cone type
Impedance	6 Ω
Maximum input power	40 W
Dimensions	W: 70 mm H: 125 mm D: 110 mm

Weight (net)

Front and Center speakers	0.48 kg (1 piece)
Surround speakers	0.36 kg (1 piece)

KSW-6100 Speaker

(Subwoofer) (for other countries)

Enclosure	Bass-reflex type
Speaker configuration	
Woofer	160 mm, cone type
Impedance	6 Ω
Maximum input power	80 W
Dimensions	W: 190 mm H: 400 mm D: 355 mm

Weight (net)

	5.7 kg
--	--------



1. KENWOOD follows a policy of continuous advancements in development. For this reason specifications may be changed without notice.
2. Sufficient performance may not be possible at very low temperatures (0°C or less).

Note:

Component and circuit are subject to modification to insure best operation under differing local conditions. This manual is based on Europe (E) standard, and provides information on regional circuit modification through use of alternate schematic diagrams, and information on regional component variations through use of parts list.

KENWOOD CORPORATION

2967-3, Ishikawa-machi, Hachioji-shi, Tokyo, 192-8525 Japan

KENWOOD SERVICE CORPORATION

P.O. BOX 22745, 2201 East Dominguez St., Long Beach, CA 90801-5745, U.S.A.